

Community Health Center Network

Setting the standard for Community Health Care

Using Clinical Information Technology to Support Better Practice

**Chronic Disease Care
November 4, 2005**

Ralph Silber, MPH, CEO
Community Health Center Network
1320 Harbor Bay Parkway, Suite 250
Alameda, CA 94502
www.chcn-eb.org

Our Community Health Centers



Asian Health Services

Axis Community Health

La Clinica de La Raza

LifeLong Medical Care

Native American Health Center

Tiburcio Vasquez Health Center

Tri-City Health Center

Demographics of CHCN Patients*, 2002 (N=79,281)

<u>Sex</u>	<u>%</u>	<u>Race/Ethnicity</u>	<u>%</u>
Male	36	Asian	25
Female	64	African-American	10
		Latino	47
		Native American	2
		White	11
		Other	5
<u>Age</u>	<u>%</u>	<u>Payor</u>	<u>%</u>
<15	29	Uninsured	41
15-24	16	Medi-Cal	34
25-34	15	Medicare	9
35-44	12	Healthy Families	3
45-54	10	Private Insurance	12
55-64	8	<u>Patients with Chronic Diseases</u>	<u>N</u>
65+	10	Cardiovascular Diseases	11,721
		Diabetes	5,505

The Evolution of Clinical IT

Community Health Center Network (CHCN)



Managed Care MSO-Quality Improvement



Clinical Measures
Data Warehouse



Chronic Disease Management
Registries



E-prescribing
Data integration products
Electronic health records

Why a Data Warehouse and Clinical Measures Approach?

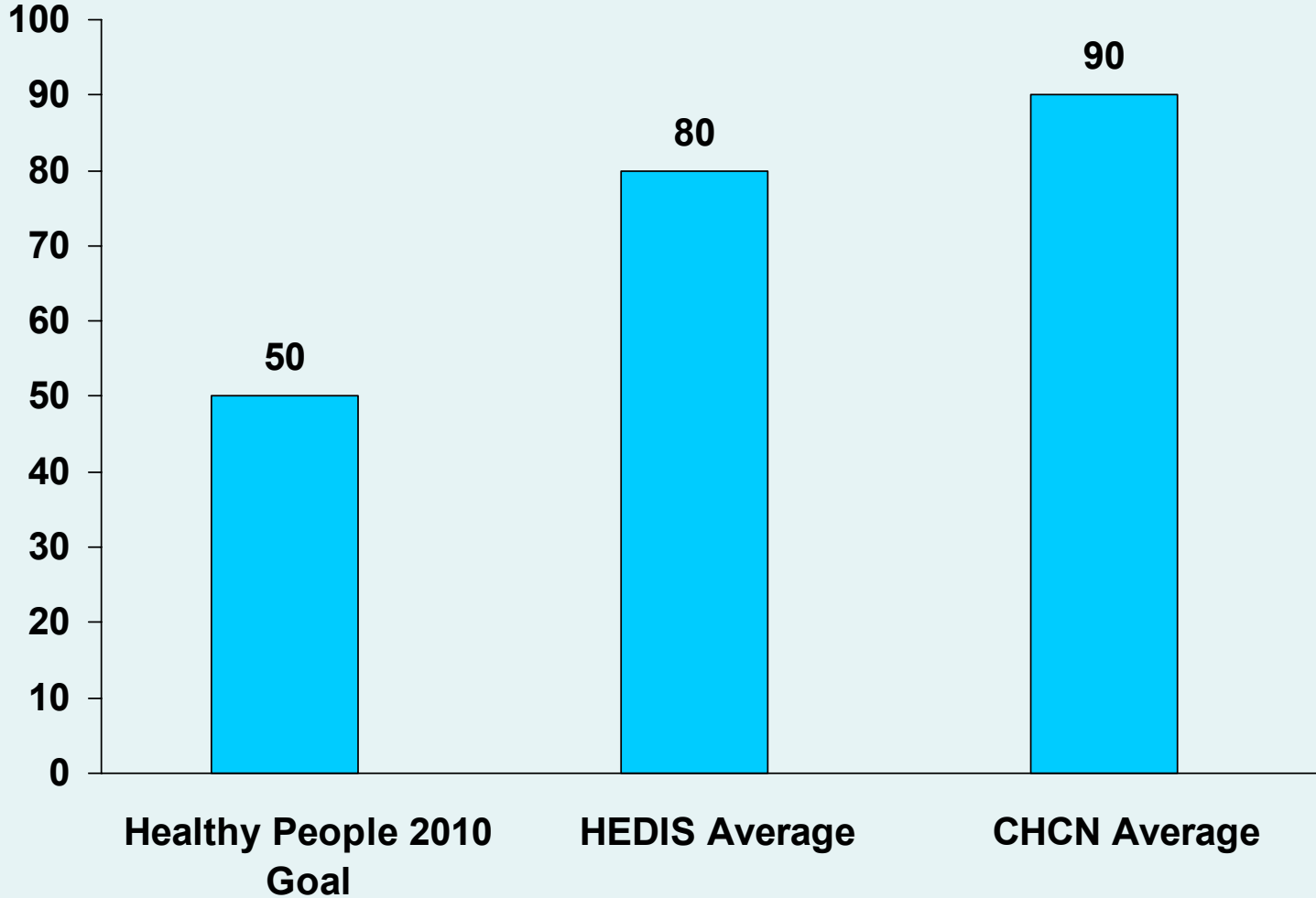
- Clinics on different practice management systems
- We wanted to work with what we had and keep it simple and inexpensive
- We can look at the quality of care for all our patients
- We believe that measuring quality makes a difference
- We had already organized efforts to improve care for patients with diabetes and asthma; smoking as a vital sign

How We Do It

- Medical Directors select clinical measures and agree on methodology
- Extract data from data warehouse
- Chart reviews
- Analyze data by insurance status, ethnicity, and clinic
- Compare our data to state and national benchmarks


Percentage of Diabetics with 1 or More HbA1c Tests, 7/1/03-6/30/04

Percent

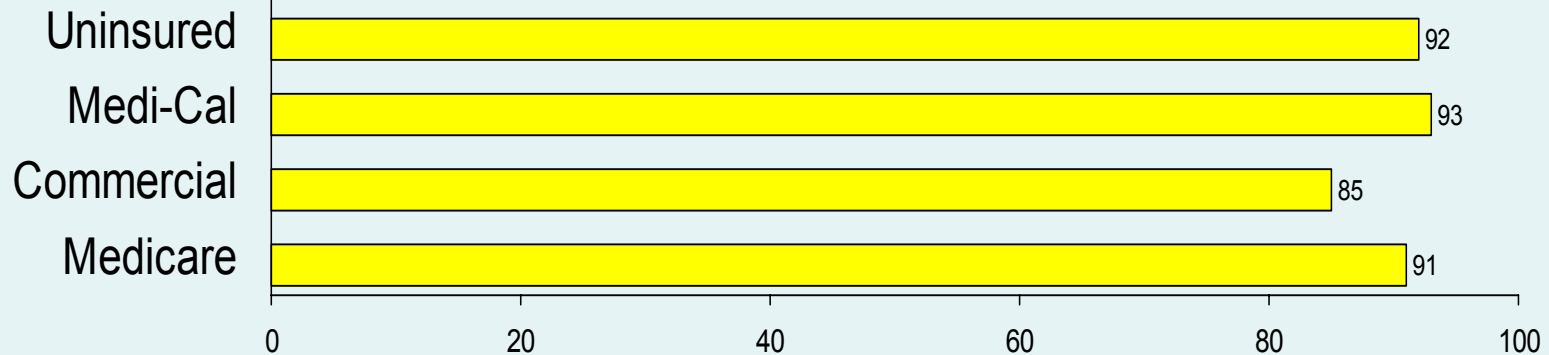


Frequency of 1 or More HbA1c Tests by Demographics and Insurance Coverage, CHCN, 2001

Ethnicity/Race

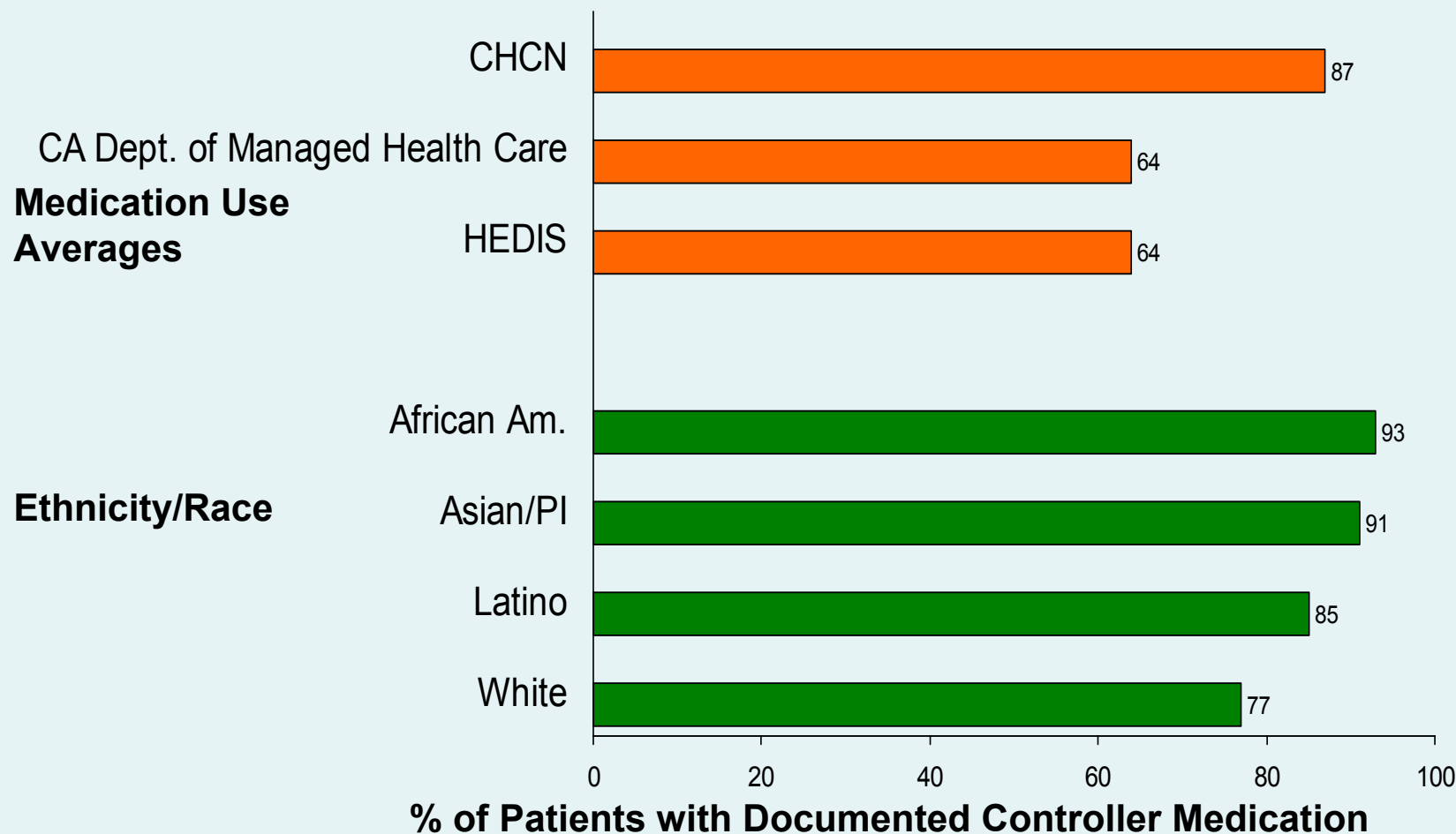


Insurance Coverage



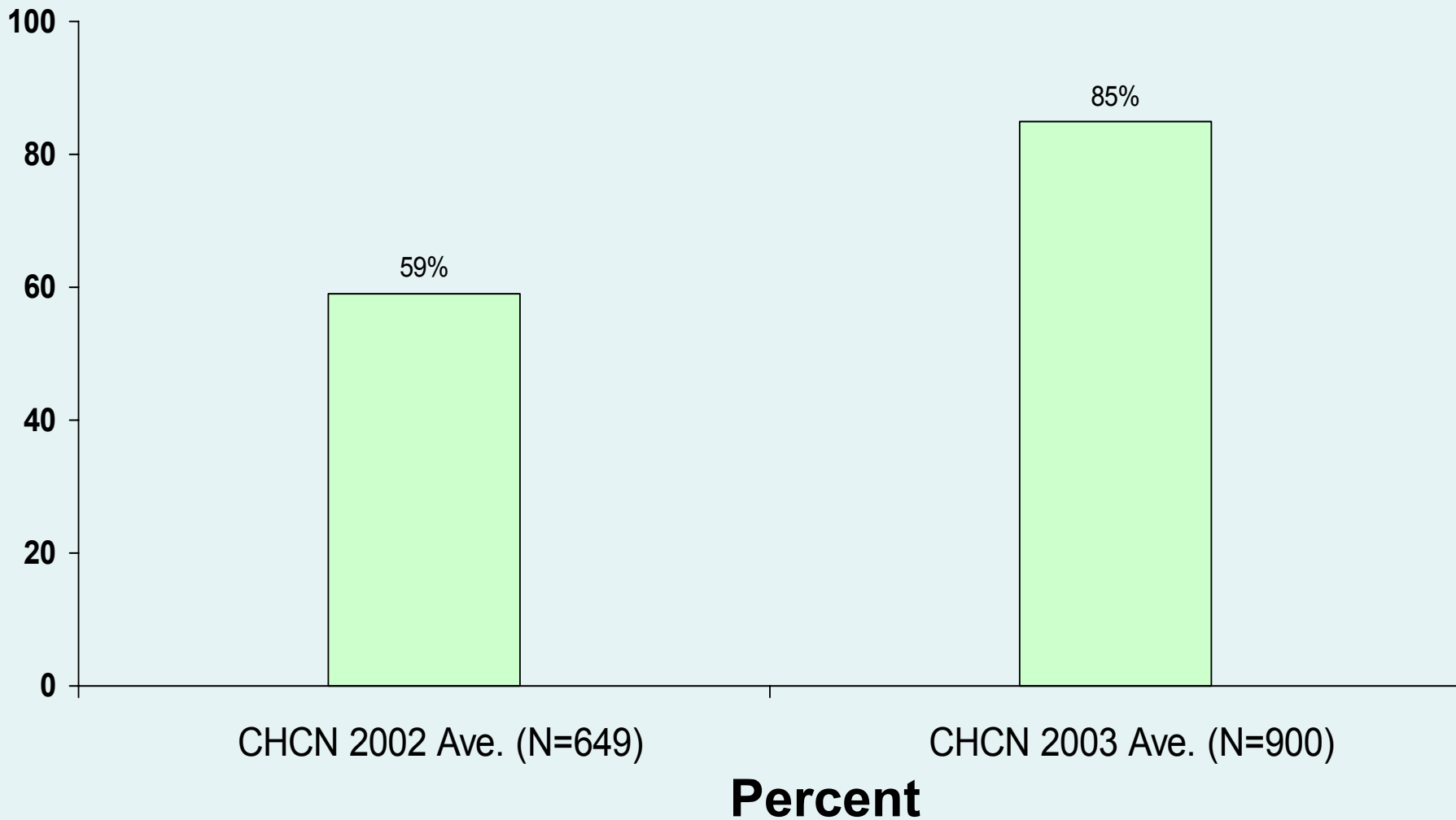
% of Patients with 1 or More HbA1c Tests, 10/1/00 to 9/30/01

Prevalence of Asthma Controller Medication Use by Clinic and Patient Demographics, CHCN, 7/1/02 to 6/30/03

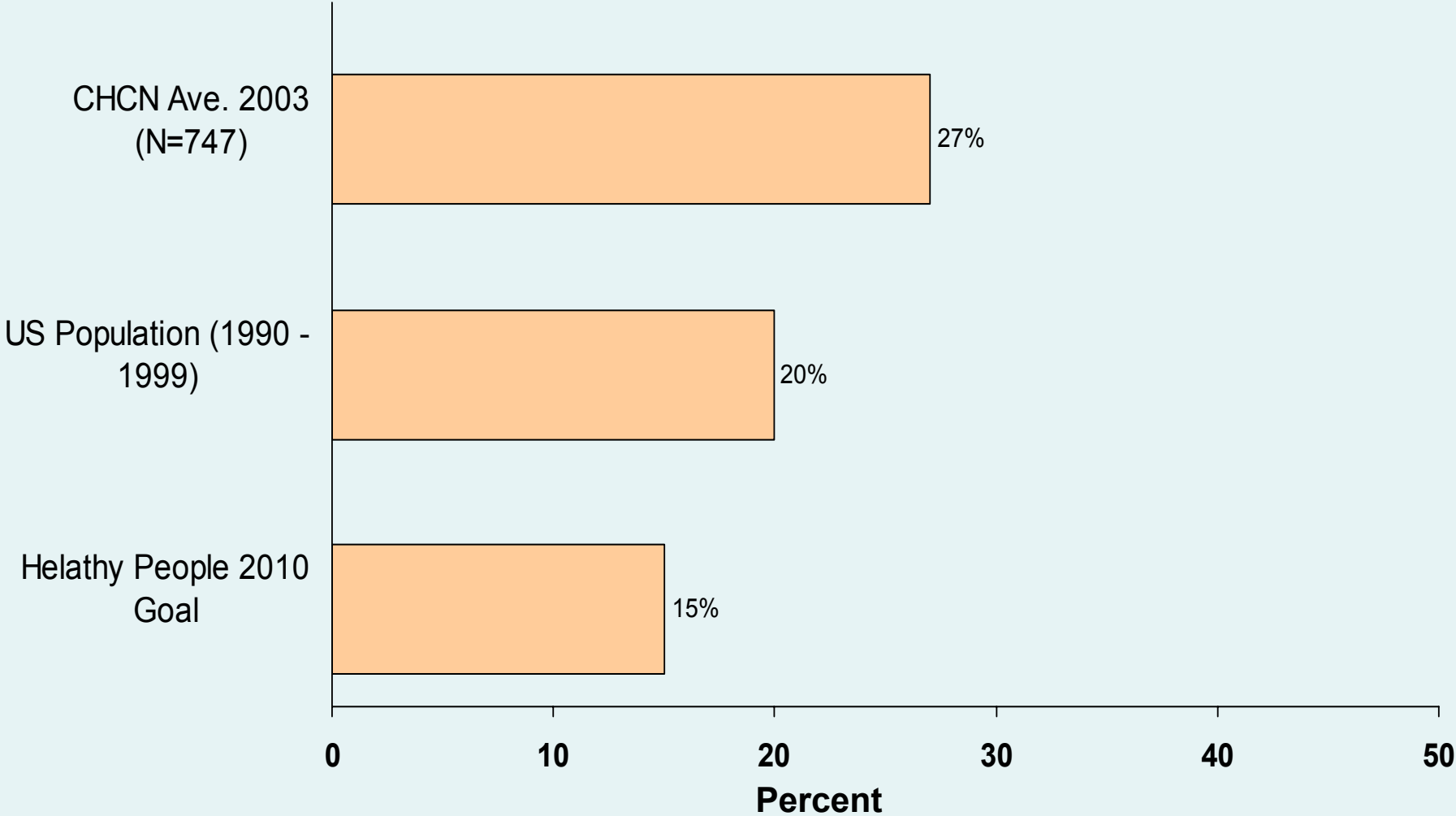


Based on 338 patients with 3 or more ICDs of 493, 4 or more pharmacy claims for an asthma medication, or 1 or more asthma hospitalizations (7/01/01 to 6/30/02) and not classified as “mild intermittent” asthma in medical chart

Prevalence (%) of Asking Adults about Tobacco Use During 1 or More Encounters, CHCN, 2002 - 2003



Age-Adjusted* Prevalence (%) of Obesity (BMI > 30) in Adults, CHCN, 2003



* Adjusted to the 2000 US Population Standard