

Quality health plans & benefits
Healthier living
Financial well-being
Intelligent solutions

aetna®

Transparency in Health Care: The Holy Grail

Jeff D. Emerson

Senior Vice President and Head of Health Care Management

Aetna

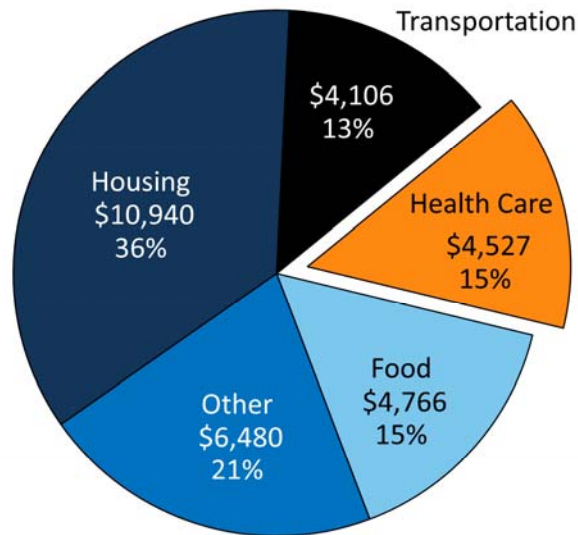
December 1, 2013



Transparency: Why Do We Care?

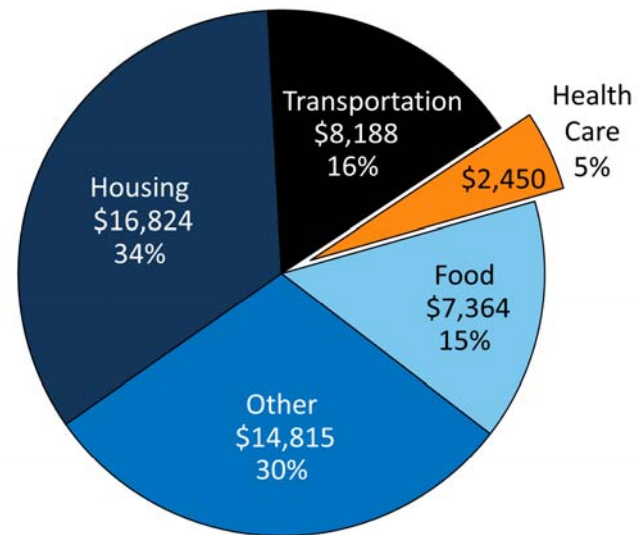
Distribution of Average Household Spending by Medicare and Non-Medicare Households, 2010

Medicare Household Spending



Average Household Spending =
\$30,818

Non-Medicare Household Spending



Average Household Spending =
\$49,641

SOURCE: Kaiser Family Foundation analysis of the Bureau of Labor Statistics Consumer Expenditure Survey Interview and Expense Files, 2010.



Transparency: Why Do We Care?

Why can't we shop for health care like any other product?



Transparency: Cost Variations are Significant

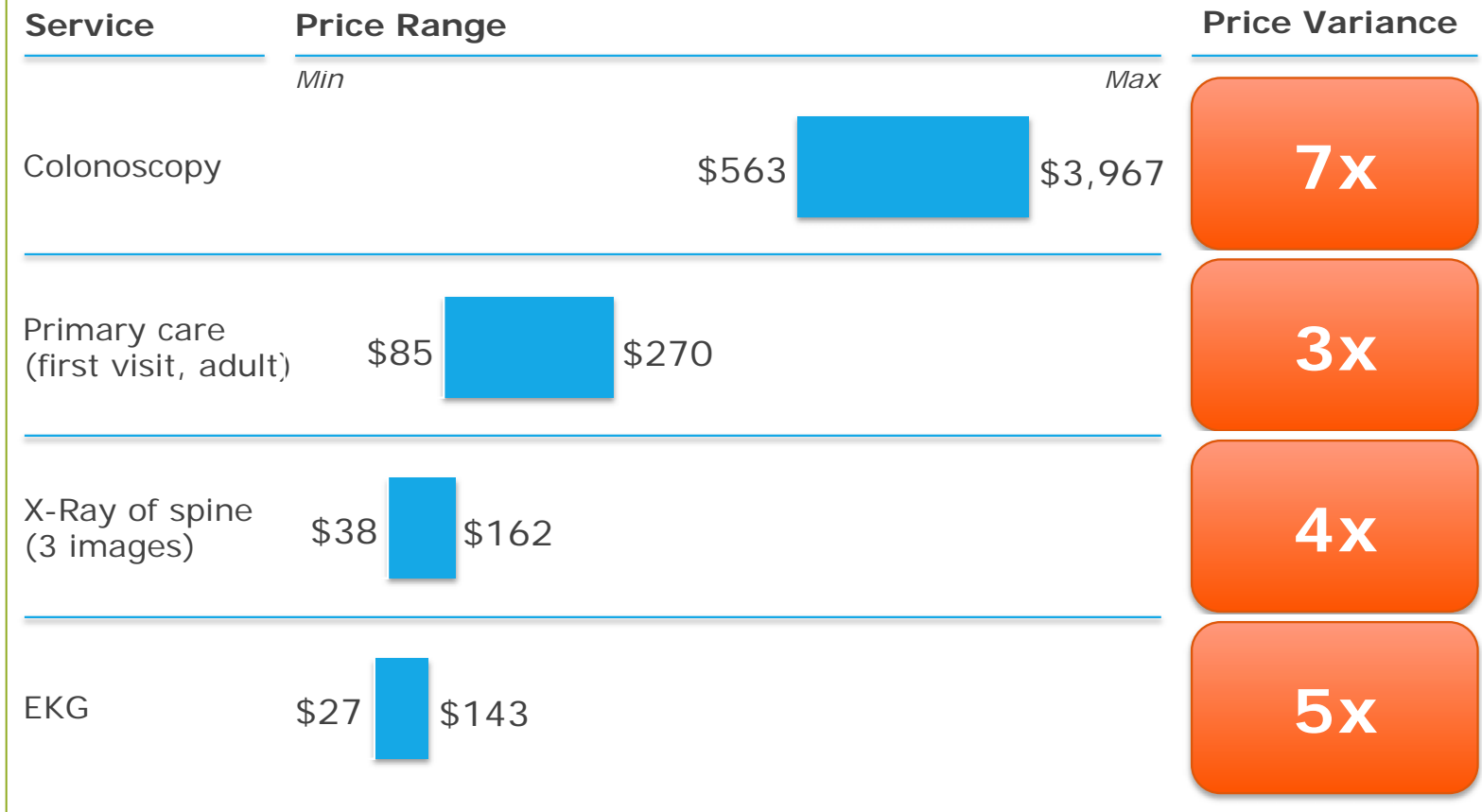
CDHP Growth: Today and Looking Ahead

- 65%** Percentage of LARGE employers that expect to offer CDHPs five years from now.
- 48%** Percentage of ALL employers that expect to offer CDHPs five years from now.
- 18%** Growth rate of people enrolled in CDHPs in the U.S. in 2011.
- 22%** Percentage of small employers offering CDHPs in 2011, up from 20% in 2010.
- 33%** CDHP enrollment as percentage of all employees covered in employer-sponsored health plans in 2011.

More Americans
have **more** of their
own money at stake
then ever before.
This will be **even more**
true on the Exchanges.


Transparency: Cost Variations are Significant

Cost variation by service – single health plan in one geography



Source: Testimony of Giovanni Colella, MD, CEO and Co-Founder of Castlight Health, Inc., before United States Senate Committee on Finance Hearing: "High Prices, Low Transparency: The Bitter Pill of Health Care Costs", June 18, 2013 (with permission)

There is even significant in-network cost disparity



Colonoscopy costs
(Chicago area)

\$650

\$2,210

MRI costs
(New Jersey area)

\$331

\$1,237

Cardiac Cath.
(Dallas area)

\$2,876

\$5,646

Source: WellMatch

And There is **No Correlation** between Cost and Quality



The highest charges often come from hospitals with the lowest quality ratings for the associated procedure.

Source: Testimony of Giovanni Colella, MD, CEO and Co-Founder of Castlight Health, Inc., before United States Senate Committee on Finance Hearing: "High Prices, Low Transparency: The Bitter Pill of Health Care Costs", June 18, 2013 (with permission)

Two Kinds of Transparency

- **Cost Transparency** has good, if uneven, progress
- **Information/Quality Transparency** has very little progress (except for organizations like Bridges to Excellence and Leapfrog Group)



Cost Transparency: WellMatch Search Results Enable Easy Browsing

Benefit information for **Susan Smith**

WellMatch

FIND a provider | **PRICE** a procedure | **TRACK** benefits

Top Picks based on price, quality & location Prices from \$671 to \$2000*

SPECIALTY, PROCEDURE, OR NAME: **MRI** | ADDRESS: **Philadelphia, PA 19102** | ESTIMATE PRICES FOR: **Lower Back MRI without Dye**

Accepting new patients ⓘ | 🔍 REFINE | 💰 PRICE SOMETHING ELSE

Specialty	Patient Reviews	Distance	You Pay
Radiology	★★★★ [04]	2.1 mi	\$671
Radiology	★★★★ [10]	3.4 mi	\$700
Diagnostics	★★★★ [01]	0.3 mi	\$700
Town Radiology	★★★★ [0]	0.2 mi	\$725
Hospital	★★★★ [05]	0.3 mi	\$1500
Imaging	★★★★ [05]	0.7 mi	\$1500

Additional features: discounts available, 2 coworkers, 3 more locations nearby >

Cost Transparency: WellMatch tools help patients save money

Choosing the right service provider can save \$\$\$

Provider	Distance	Cost of Procedure
Hospital XYZ Radiology Woodbury, NJ 08881	1.94 mi	\$2,018
Radiology Provider West Deptford, NJ 08881	1.08 mi	\$696

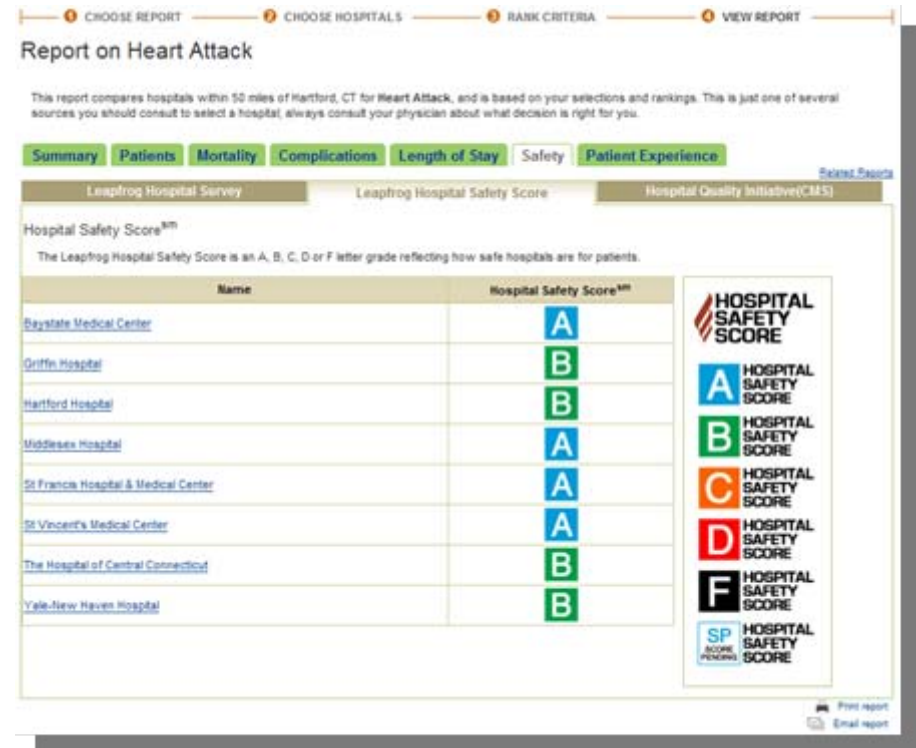
MRI Example for illustration purposes

✓ *Fewer dollars applied towards Deductible:* Annual Deductible Applied Remainder
\$ 3,600 - \$ 696 = \$ 2,904

✓ *Total Out-Of-Pocket Savings:* **\$1,322**

Information Transparency: Highlighting Hospital Safety to Make Informed Decisions

- Leapfrog's Hospital Safety Score is designed to help people stay safe when admitted to the hospital, and foster clinical and quality improvement.
- Aetna is the **first health plan** to make the scores available within their hospital directory.
- Aetna members and DocFind® visitors are able to check specific hospital safety scores as well as the grades of other hospitals in the same geographic area.



Giving members and consumers additional references to help make informed health care decisions for themselves and their families.

Transparency: Prescription for Change

- Federal legislation to require cost and quality transparency (currently 34 states require some form of reporting of hospital charges)
- Make available, for 3rd party data mining, identifier-sanitized claims and outcomes data from all sources (payers, governmental entities, plan sponsors and providers)
- Make available, for 3rd party data mining, Medicare and Medicaid physician and hospital quality data

