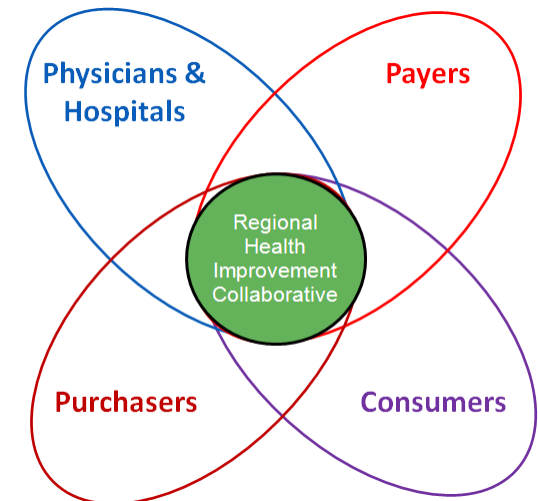


**REGIONAL HEALTH  
IMPROVEMENT COLLABORATIVES:  
Bringing Transparency to  
Local Markets**

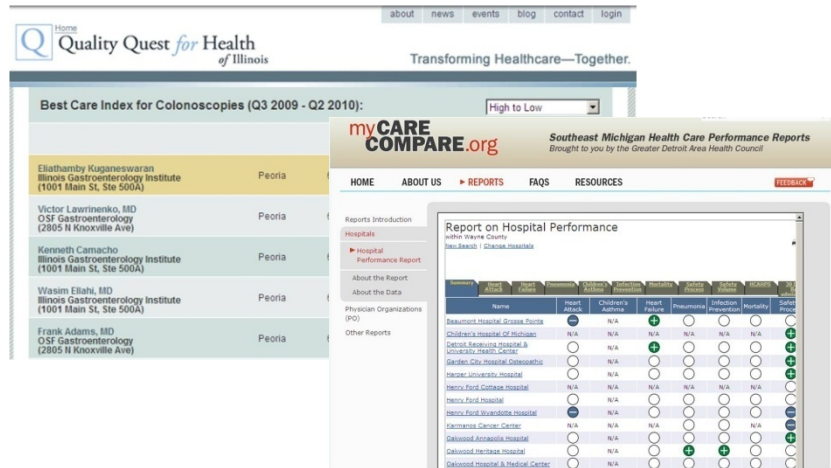
# What is a "Regional Health Improvement Collaborative"?

- A ***non-profit*** organization
- Working to ***improve healthcare quality and value***
- ***In a specific geographic region***  
(typically a metropolitan area or state)
- Through a ***collaborative effort of all healthcare stakeholders***
  - ***Providers***
  - ***Purchasers***
  - ***Payers***
  - ***Patients***

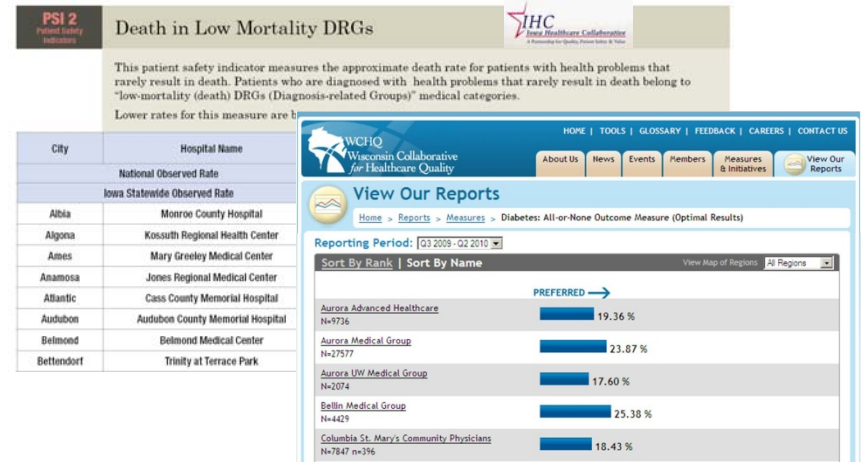


# Public Reporting on All Aspects Of Care

## Process Measures



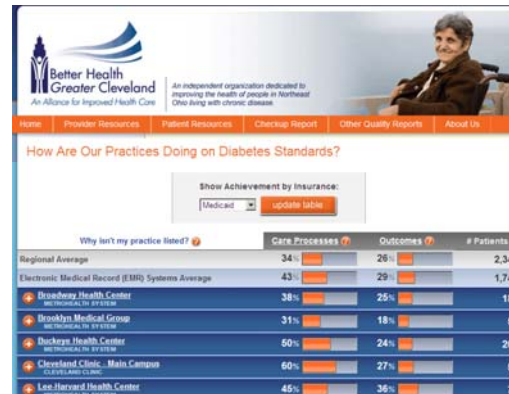
## Outcome Measures



## Patient Experience



## Disparities



## Cost of Care



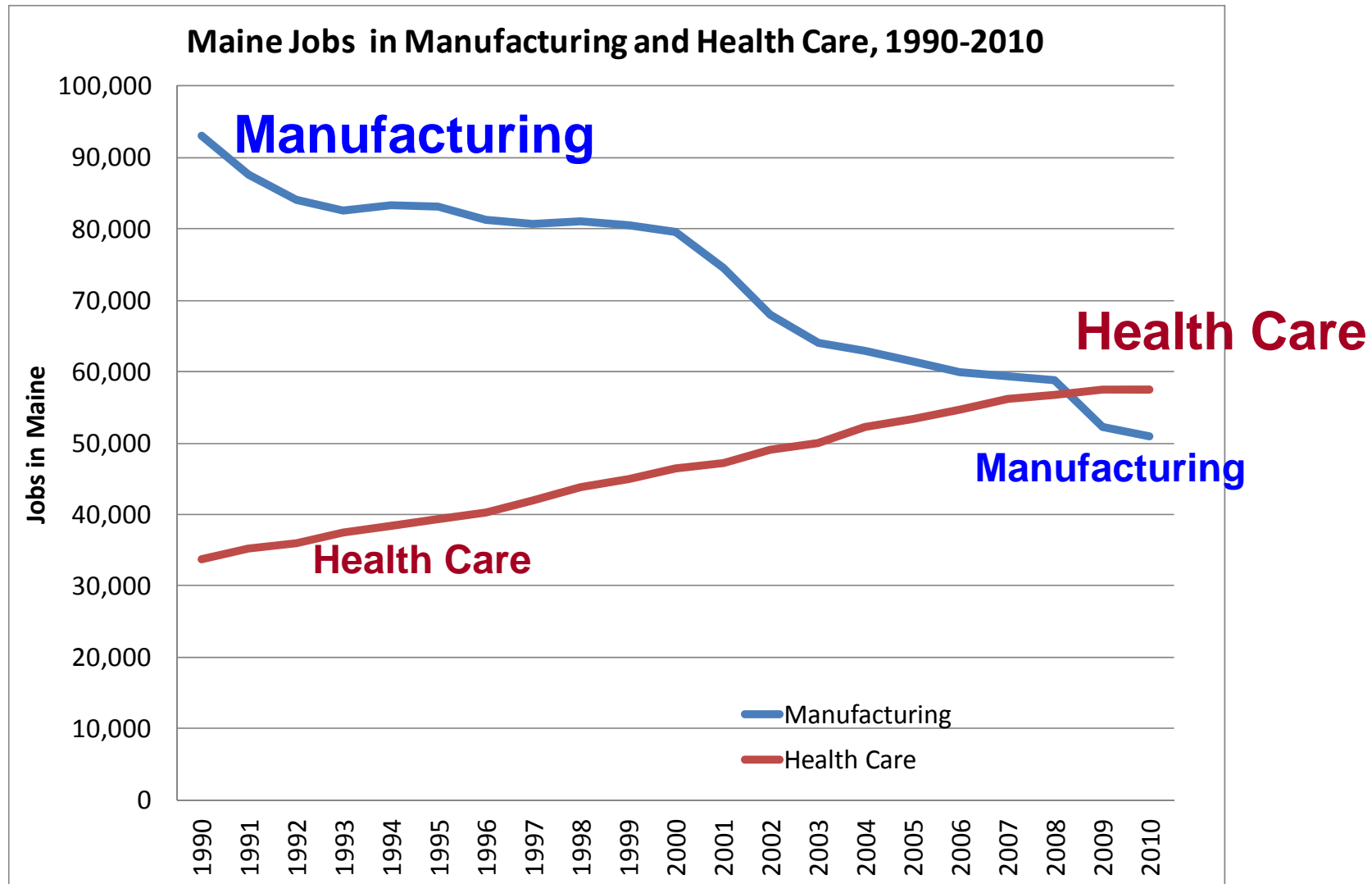
# Leading Regional Health Improvement Collaboratives

- Albuquerque Coalition for Healthcare Quality
- Aligning Forces for Quality – South Central PA
- Alliance for Health
- Better Health Greater Cleveland
- California Quality Collaborative
- Center for Improving Value in Health Care (Colorado)
- Finger Lakes Health Systems Agency
- Greater Detroit Area Health Council
- The Health Collaborative (Greater Cincinnati)
- HealtheConnections
- Healthy Memphis Common Table
- Institute for Clinical Systems Improvement
- Integrated Healthcare Association
- Iowa Healthcare Collaborative
- Kansas City Quality Improvement Consortium
- Louisiana Health Care Quality Forum
- Maine Health Management Coalition
- Massachusetts Health Quality Partners
- Midwest Health Initiative
- Minnesota Community Measurement
- Nevada Partnership for Value-Driven Healthcare (HealthInsight)
- North Texas Accountable Healthcare Partnership
- Oregon Health Care Quality Corporation
- P<sup>2</sup> Collaborative of Western New York
- Pittsburgh Regional Health Initiative
- Puget Sound Health Alliance
- Quality Counts (Maine)
- Utah Partnership for Value-Driven Healthcare (HealthInsight)
- Wisconsin Collaborative for Healthcare Quality
- Wisconsin Healthcare Value Exchange



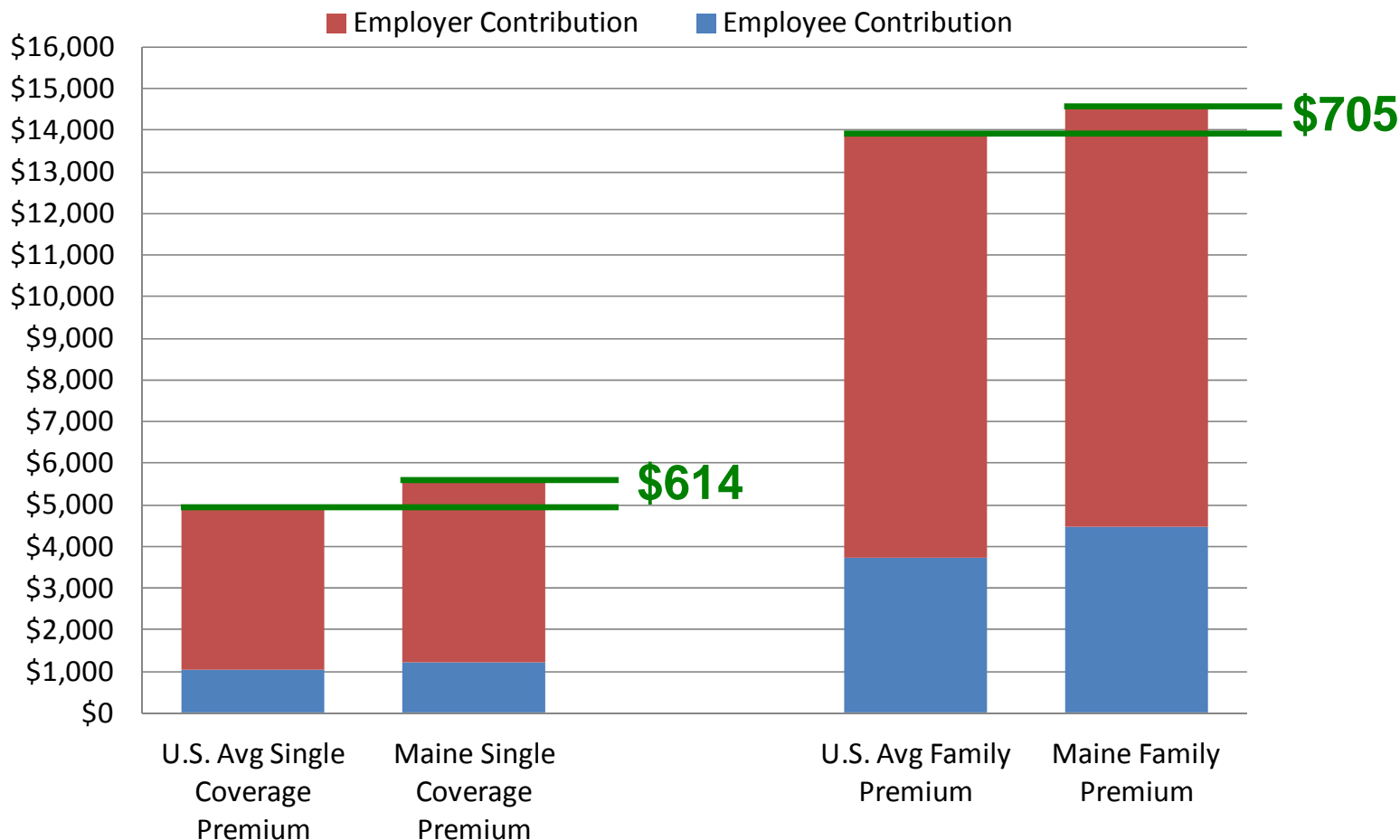
**[www.NRHI.org](http://www.NRHI.org)**

# Maine's Economy Has Moved From Manufacturing to Healthcare



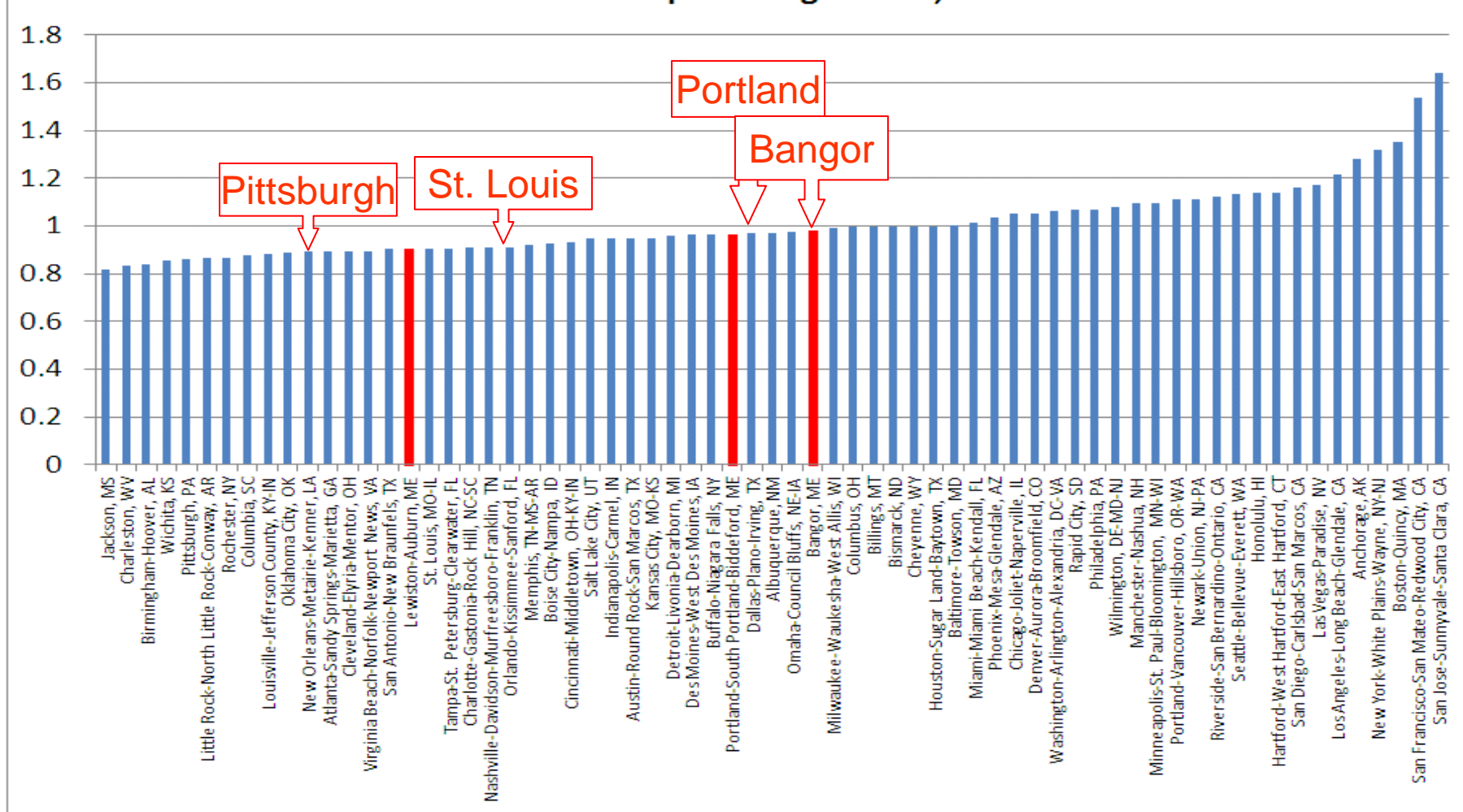
# Premiums ~\$650 Above Average: \$150-200 Million Excess Costs

U.S. Average vs. Maine Insurance Premiums, 2010



# Medicare Hospital Reimbursement in Most of Maine Is Average in U.S.

Medicare Hospital Wage Index, 2012





CHOOSE A DOCTOR

CHOOSE A HOSPITAL

FIND HEALTH RESOURCES

ABOUT US

Search

GO

BEST

Learn which of these states has the  
highest level  
of quality care

➔ MORE

## FIND HEALTH RESOURCES

Learn ways to live with [diabetes](#), [asthma](#),  
and other health conditions

➔ MORE

## PREVENTING HEART DISEASE

5 Strategies to Keep Your Heart Healthy  
Lorem ipsum dolor consectetur

➔ MORE



CHOOSE A DOCTOR



CHOOSE A HOSPITAL

© See how Maine medical practices lorem ipsum...

## SEARCH BY:

- ☐ Ratings & location
- ☐ Name of doctor or practice



## RATINGS &amp; LOCATION: \* Indicates a required field

## \* Doctor type

Select type of care



## Rated for a specific condition

Select condition...



## Qualifies for employer discounts

Select...



## \* Location

Within 10 Miles of



Enter Town or Zip Code

☐ Accepting New Patients

GO



Connect today



Choose a Doctor

Choose a Hospital

Our Rating Process

Disclaimer

Find Health Resources

About Us

Contact Us

Comments?





[COMPARE DOCTORS](#)

[COMPARE HOSPITALS](#)

[FIND HEALTH RESOURCES](#)

[ABOUT US](#)

SEARCH

## Compare Hospital Ratings

See how your selected Hospitals compare for Quality ratings:

**Low**

**Good**

**Better**

**Best**

[> Where do these ratings come from?](#)

[View on map](#)

[Change My Selections](#)

### Maine Medical Center

22 Bramhall Street  
Portland, ME 04102  
(207) 662-0111

[> See details](#)

### Mercy Hospital

144 State Street  
Portland, ME 04101  
(207) 879-3000  
(800) 293-6583

[> See details](#)

### Southern Maine Medical Center

One Medical Center Drive  
Biddeford, ME 04005  
(207) 283-7000

[> See details](#)

### Mid Coast Hospital

123 Medical Center Drive  
Brunswick, ME 04011  
(207) 729-0181

[> See details](#)

Hospitals ratings for your selected hospitals:

### Effective

Provides the care that experts recommend

Heart Attack Care	<a href="#">Ratings explained</a>	<b>Better</b>	<b>Good</b>	<b>Good</b>	<b>Best</b>
Heart Failure Care	<a href="#">Ratings explained</a>	<b>Good</b>	<b>Better</b>	<b>Better</b>	<b>Best</b>
Pneumonia	<a href="#">Ratings explained</a>	<b>Good</b>	<b>Low</b>	<b>Better</b>	<b>Better</b>

### Safe

Has systems to prevent medical errors

Preventing Surgical Infection	<a href="#">Ratings explained</a>	<b>Better</b>	<b>Better</b>	<b>Better</b>	<b>Best</b>
Medication Safety	<a href="#">Ratings explained</a>	<b>Best</b>	<b>Best</b>	<b>Best</b>	<b>Best</b>
National Safe Practice Score	<a href="#">Ratings explained</a>	<b>Better</b>	<b>Better</b>	<b>Better</b>	<b>Better</b>

### Patient Satisfaction

What patients say about this hospital

Overall Experience	<a href="#">Ratings explained</a>	<b>Better</b>	<b>Better</b>	<b>Low</b>	<b>Good</b>
Would Recommend to Others	<a href="#">Ratings explained</a>	<b>Better</b>	<b>Better</b>	<b>Better</b>	<b>Better</b>

[Would you like us to ask your doctor or hospital to report?](#)

# Purchaser Use

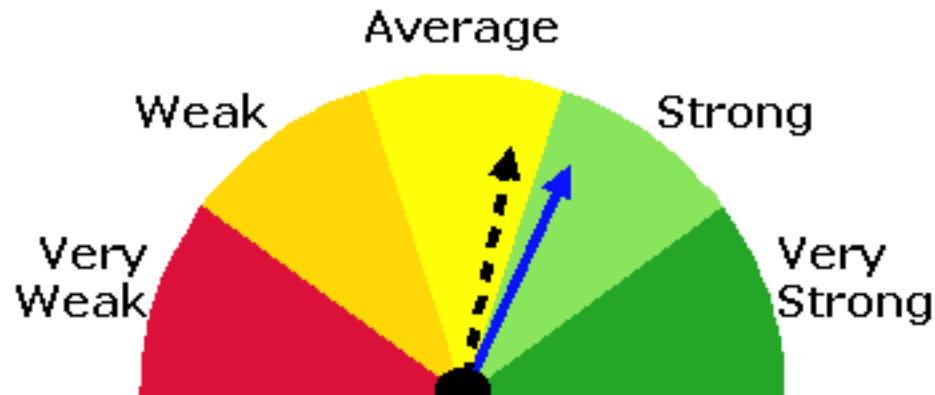
- Employers choose if/how to use publicly reported performance information
- Consistent use across purchasers preferred by providers
- Transparent, multi-stakeholder process important to employees and providers and labor-management groups
- Gradual 'raising of the bar' on performance
- Threshold: Achieving minimum of 'Good' in every category (only quality/safety for 5 years)
- *All communicated to providers in advance*

Maine: 2nd biggest improvement in US

## Maine

### Dashboard on Health Care Quality Compared to All States

#### Overall Health Care Quality



#### Performance Meter: All Measures

 = Most Recent Data Year  
 = Baseline Year

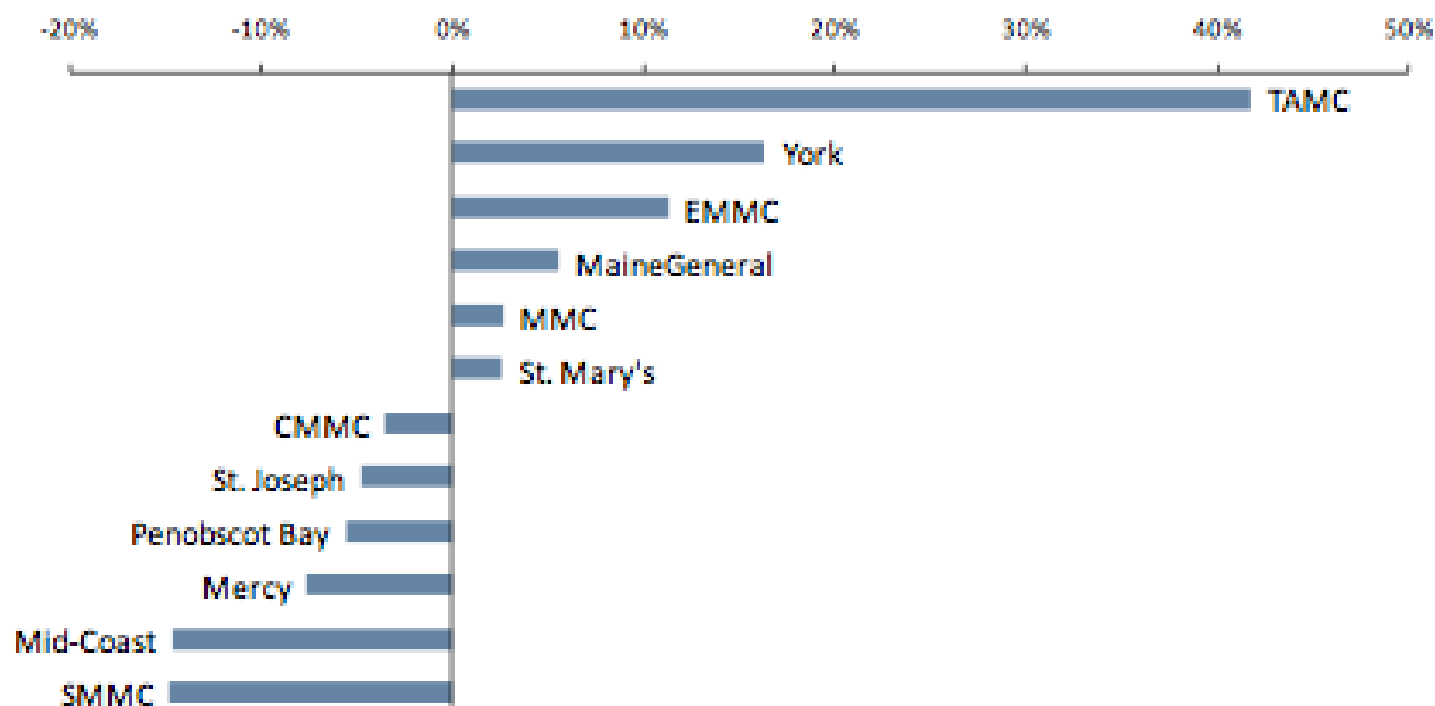
# Cost Transparency in Maine

---

- Over 10 years trying to reach consensus on how to measure and report cost
- Purchasers developed their own approach for use in hospital tiering programs
- Introduced cost as variable in 2010 and gradually increased weighting
- Shared methodology and results broadly: MHA, PTE, written communications to all hospital CEOs, 1:1 meetings

# Cost Variation

**Figure 2.** Large Maine Hospitals (Level 2). Mix-Adjusted Average Payment Variance for Inpatient & Outpatient Level 1 and Level 2 Services. 2010 Commercial Claims Data.



# Cost Transparency in Maine

- New designated hospital networks/tiers (cost 30%)
  - Benefit plan changes to increase patient incentives
  - Some facility prices reduced (up to 25%)
  - Purchasers met budget targets
  - Purchaser/provider 'High-value pilots' launched
  - Legislative involvement, lawsuit
- 
- Tension between cost measurement methods and emerging payment models: Purchaser agreement to use total cost to enable global payment- *when available*

# Identifying Opportunities and Strategies for Win-Win Savings

## Health Care Cost Workgroup Questions to Address:

- Is this a desirable opportunity to pursue?
- Does the opportunity vary among regions or among employers?
- What are the barriers and how could they be overcome?
- What does each stakeholder need to do differently to support success?
  - Employers/Medicaid
  - Health Plans
  - Hospitals
  - Physicians
  - Consumers/Patients/Families
- What additional information is needed to develop the business case for a win-win-win approach and implement



# NRHI Regional Healthcare Cost Measurement and Transparency Project

---

## **PROJECT GOAL:**

- To develop and produce information to enable communities to reduce the total cost of care in multiple regions with replicable, multi-stakeholder driven strategies.

# NRHI Regional Healthcare Cost Measurement and Transparency Project

---

## Project Objectives by 2015:

- #1:** Develop a **common measurement standard** of cost and resource use across multiple regions.
- #2:** Develop a **benchmark** to reliably compare regional costs and resource use.
- #3:** **Publicly report** on the HealthPartners' TCOC and Resource Use measure set in the targeted regions, using a common format.
- #4** **Engage in multi-stakeholder dialogue to further our understanding of the results and ways to use information to reduce costs.**
- #5** **Build capacity** in regions to effectively use multi-payer data to identify cost drivers, reduce costs, and improve quality, i.e. achieve the Triple Aim.

# HealthPartners Cost of Care

Total Cost of Care: price, service utilization,  
market-specific variation

Total Resource Use: resource consumption  
across inpatient,  
outpatient, professional,  
and pharmacy

---

Reliability Tested: consistent results

Validity Tested: performs as intended

NQF approved: adoption, benchmarking

# NRHI Regional Healthcare Cost Measurement and Transparency Project

---

## Project Partners:

- Colorado:** Center for Improving Value in Health Care
- Maine:** Maine Health Management Coalition Foundation
- Missouri:** Midwest Health Initiative
- Minnesota:** Minnesota Community Measurement
- Oregon:** Oregon Health Care Quality Corporation
- Robert Wood Johnson Foundation
- HealthPartners
- NRHI