



**Outreach and Simplification
Lessons from a Decade of
Children's Health Coverage**
Fourth Annual Medicaid Congress

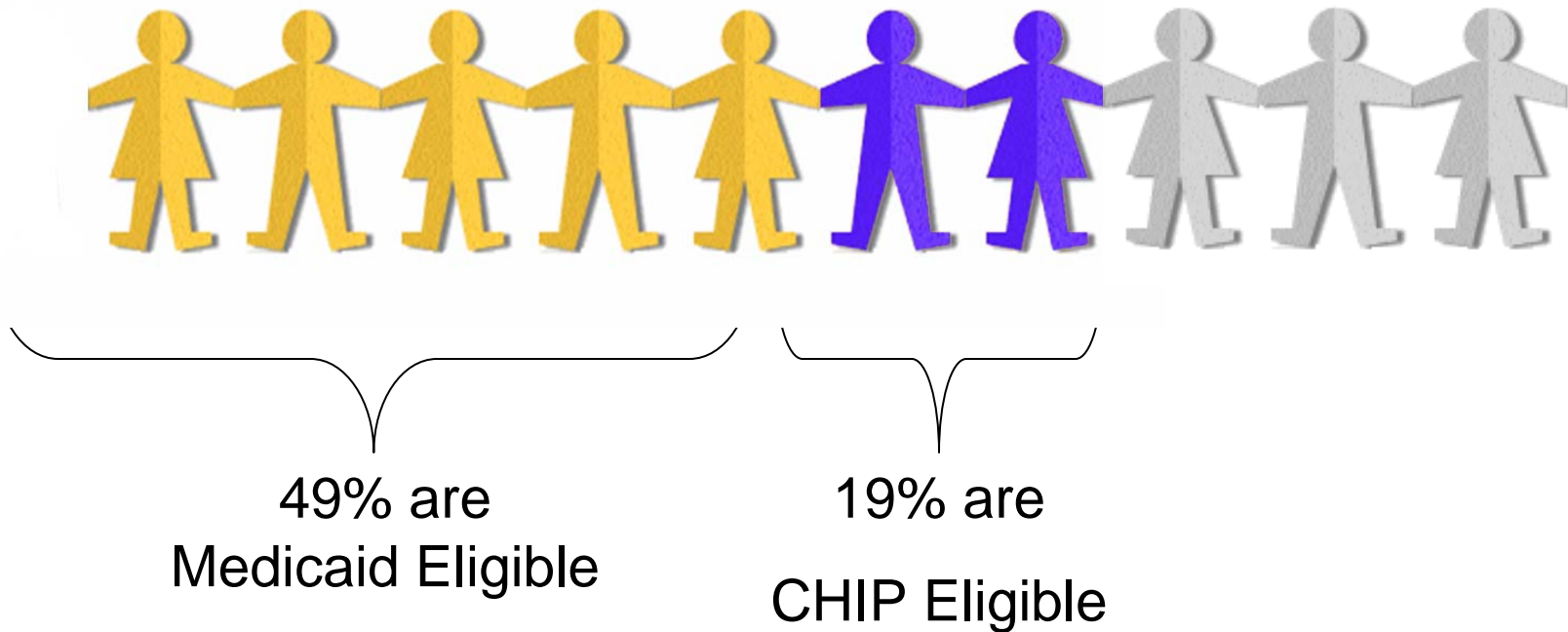
**May 31, 2009
Donna Cohen Ross**

Director of Outreach

Center on Budget and Policy Priorities

These Are Children You Know:

7 out of 10 Uninsured Children are Eligible But Unenrolled



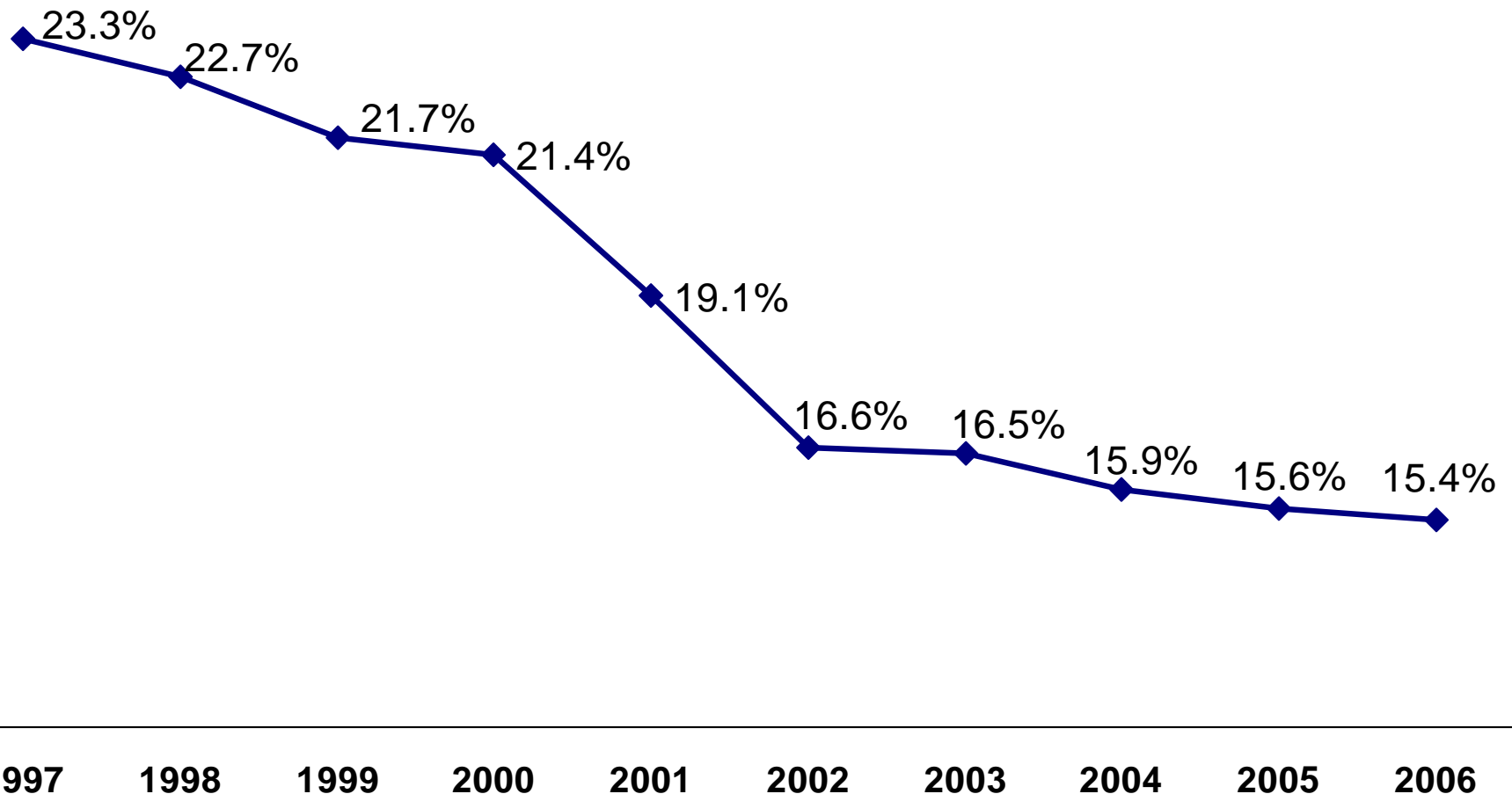
Lesson 1

It Takes a Trio

Three Strategies Boost Enrollment

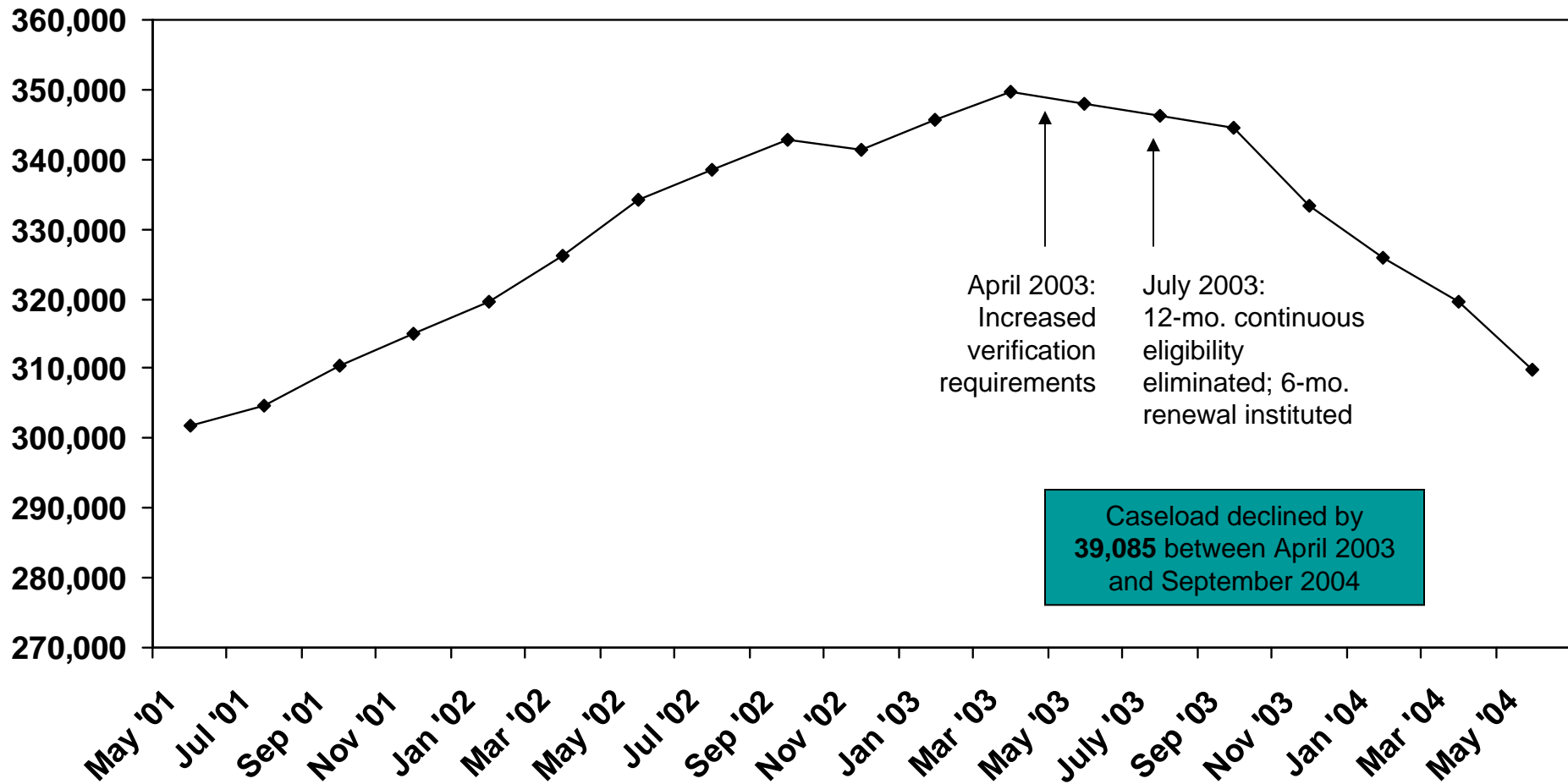
- **3 strategies have led to increased enrollment in Medicaid and CHIP**
 - **Expanding eligibility**
 - **Simplifying enrollment and renewal procedures**
 - **Conducting outreach**

Trends in the Uninsured Rate of Low-Income Children, 1997- 2006



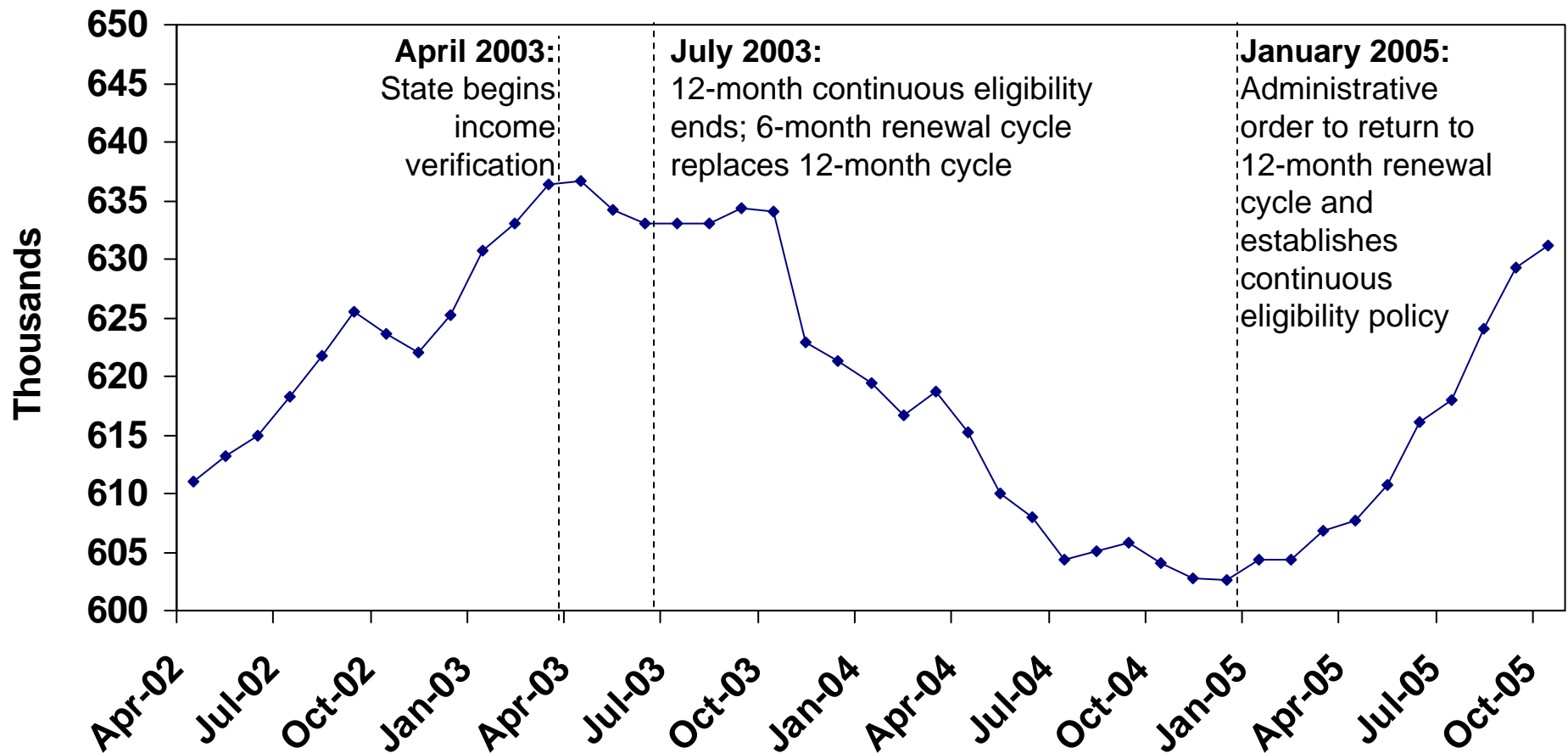
Washington State Medicaid Enrollment of Low-Income Children*

Number of Children



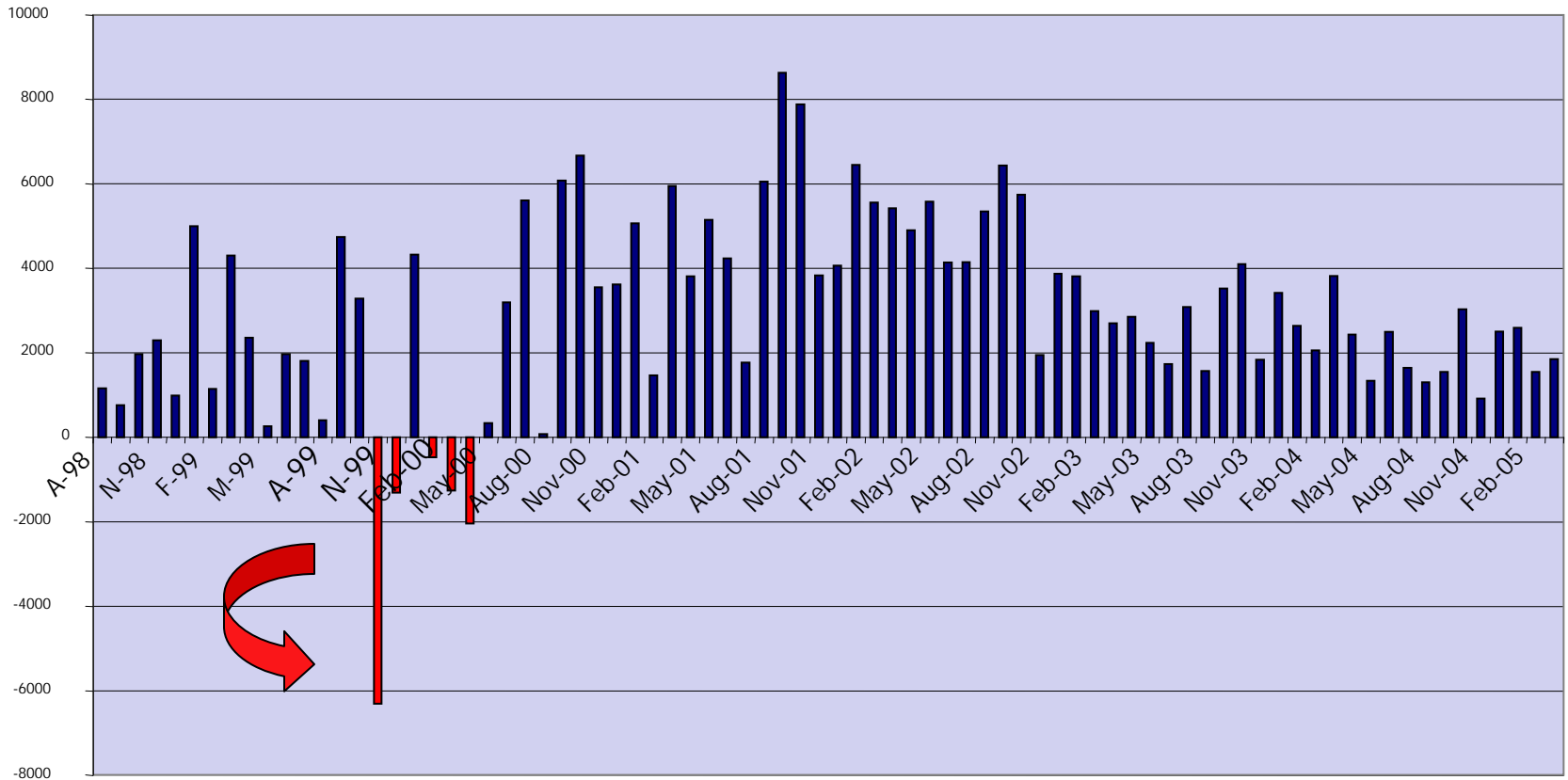
*Children under 200% of the Federal Poverty Line (FPL) who are not eligible for TANF or SSI.
 SOURCE: Data from Washington's Caseload Forecast Council website

Children's Enrollment in Washington's Public Insurance Programs, April 2002-October 2005



Source: Washington State Department of Social and Health Services, 2005, updated 2006.

Louisiana: Net Change in “Regular” Medicaid Children < Age 19



Lesson 2

The Message Matters

“Welcome Mat” Effect: What Happens When States Cover All Kids?

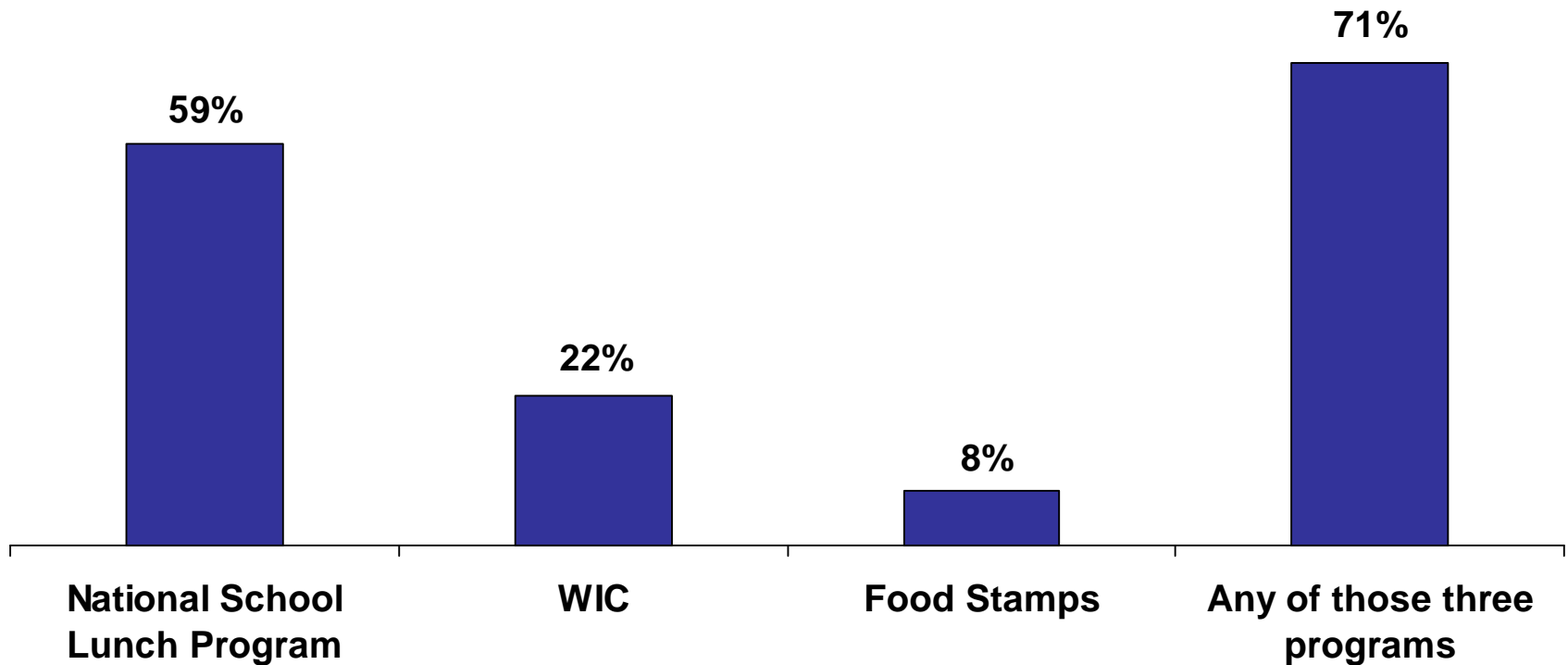
STATE	TOTAL NEW ENROLLMENT	PREVIOUSLY ELIGIBLE, BUT UNENROLLED	PREVIOUSLY ELIGIBLE, AS A PERCENTAGE OF NEW ENROLLEES
IL (11/05 - 5/08)	240,000	177,000	74%
MA (7/06 - 2/08)	45,000	26,000	58%
PA (3/07 - 6/08)	19,000	11,000	58%
WI (2/08 - 5/08)	49,000	41,000	83%

Source: Presentation given by Anne Marie Murphy, Director, Division of Medical Programs, Illinois Department of Healthcare and Family Services, to NASHP (May 21, 2008); Massachusetts Office of Health and Human Services (April 28, 2008); Email communication with George Hoover, Deputy Commissioner, Pennsylvania Department of Insurance (June 5, 2008); and Wisconsin Council on Children and Families analysis of Wisconsin Department of Health and Family Services Data (June 5, 2008).

Lesson 3

Go Where the Children Are

Share of Low-Income Uninsured Children Participating in Selected Benefit Programs



Using PE as an Enrollment Tool in Albuquerque Public Schools

- **More than 1,000 PE sites in NM**
- **In APS, families indicate interest in health coverage on school lunch app**
- **Outreach worker meets conducts PE determination, follow-up — and renewal.**
 - **Enrolled 1,500 children during 2006/2007**
- **Enrollment enables school district to help children get health services**

“Real Time” Enrollment of Newborns in Oklahoma

- OKHCA worked with hospital stakeholders to replace paper with e-NB1**
- Adds newborn to Mom’s case — immediate ID number, printable proof, provider choice**
- Enrollment time went from 2 wks -30 days to 3.5 days — babies can get first visit within acceptable timeframe**
- 58 hospitals using system, 55% -61% of newborn enrollments use e-NB1**

Lesson 6

Make it Happen in Your Own Backyard

Community-Based Enrollment Assistance

- **Outstationed workers and trained CBO staff**
 - **Excellent record on “ready for processing” forms**
 - **Illinois ALLKIDS agents have 90% approval rate**
 - **Support from grants; application assistance fees**

“Nurse on Call” Service in Cleveland

- **Hospital’s hotline helps families apply for (Medicaid/CHIP) and child care**
- **Nurses trained to complete applications, send to families with postage paid envelope for signature and verification**
- **All media directs families to call center**
- **Single largest source of applications: 3,600 calls per month; 900 applications; 70 percent approved**

Lesson 7

Protect Your Investment in Outreach

Telephone Renewals

- **Federal regulations require annual review—not a signed form**
- **“Time to renew — call me”**
- **Major reduction in administrative cost—postage, paper, staff time**
- **Automated Voice Response option, 24/7**
- **Data retrieved daily, transferred electronically to local eligibility offices**

“Off-Cycle” or “Rolling” Renewal

- **Family can renew before set renewal date; Eligibility “pushed forward” 12 months.**
- **Renew at health clinic, WIC, Head Start, school, etc — when thinking about health care**

What Difference Does It Make in Louisiana?

- **12-month continuous eligibility, database checks, telephone renewals, off-cycle renewals**
- **In August 2008:**
 - **Couldn't locate 90 of 10,245 CHIP kids**
 - **Couldn't locate 303 of 34,214 M'caid kids**
 - **In total, couldn't locate 393 out of 44,639**

You Do the Math

**Louisiana reduced procedural closures
at renewal to:**

.88%

Technology Can Help Reach Families and Speed Enrollment

- **“Data-mining” to identify families through food stamp program, tax system**
 - **Match to cull out current beneficiaries**
 - **Express Lane Eligibility/PE**
- **On-line screening tools and applications**
 - **available at home 24/7**
 - **at community sites**

Last Lesson

Experimentation and change is ongoing

“Even if you’re on the right track, you’ll get run over if you just sit there.”

- *Will Rogers*

For More Information

Donna Cohen Ross

Director of Outreach

Center on Budget and Policy Priorities

cohenross@cbpp.org

202-408-1080