

NCQA

Pay for Performance: Data Collection and Reporting Results

Kathryn Fristensky

Director, Product Development

**PFP Boot Camp for Physicians and
Physician Organizations**

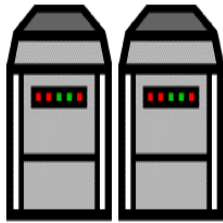
February 2006



Overview

- **The data problem**
- **Ways of approaching the data problem**
- **Reporting results**
- **Kinds of rewards**

The data problem



Health
Plans



Group
Level

The data you want:


- Electronically available and therefore less expensive to collect
- Measuring outcomes
- Audited
- Publicly reportable
- Statistically comparable
- Physician-level or practice-level
- Across all health plans



Practice
Level

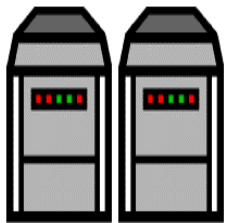


Physician
level



**“If you can’t be with the one you
love,
love the one you’re with”**

Claims data



Health
Plans



The data you want:

- Electronically available and therefore less expensive to collect—**yes**
- Measuring outcomes—**no**
- Audited—**yes**
- Publicly reportable—**sometimes**
- Statistically comparable—**sometimes**
- Physician-level or practice-level—**sometimes**
- Across all health plans—**no**

Medical records data

The data you want:

- Electronically available and therefore less expensive to collect—**no, except for EHRs**
- Measuring outcomes—**yes!**
- Audited—**can be**
- Publicly reportable—**yes**
- Statistically comparable—**depends on sample size**
- Physician-level or practice-level—**yes**
- Across all health plans—**yes**



Large-plan claims data: One solution

- Plan attributes PPO and other patients to physicians based on claims data
- Plan groups physicians into practices based on available identifiers
- Plan applies process measures available from claims data
- Plan reports data for physicians/practices that have sufficient sample size
- Plan may combine quality measures with cost measures in reports

Issues with claims data at physician level: Attribution

In settings where patients are not “assigned,” plans decide differently how to attribute patients to a particular physician or medical group

- At least one visit; or should MD have at least 30% or 50% of visits? More stringent rules reduces % of patients who can be attributed
- Can patients be attributed to multiple doctors? Everyone who touches patient is responsible for good (and bad)
- What is the time period for defining attribution?
- Currently, most common to use the one-visit definition and give all docs credit (good & bad) for the measure

Issues with claims data at physician level: Reliability

- How to get a stable and reliable estimate of physician performance
 - Require minimum denominator size?
 - More stringent requirements reduce the number of physicians who have enough data especially when data system covers small portion of a physician's practice (i.e., when a medium-sized health plan is measuring)
 - Easier to get enough people in denominator for preventive screening measures with broad eligible populations
 - Aggregating to practice or group level may work, as in Massachusetts
 - Aggregating data across health plans is another approach, as in California

Medical records data: Another solution

NCQA Recognition approach:

- Practice self-identifies physicians using specifications
- Practice self-assesses and collects data using Web-based tool with specifications—NCQA's or ABIM's
- Practice submits documentation on structure, process and outcomes to NCQA when ready
- NCQA evaluates & scores all submissions
- Practice can submit more data if needed
- NCQA conducts additional audit of sample of practices
- NCQA reports composite measure--those that meet thresholds
- Data feed goes to BTE and health plans



Develop Improvement Plan

NCQA/ADA Diabetes Physician Recognition Program ("DPRP")

DPRP awards physicians who demonstrate that they provide high quality care to patients with diabetes. Below is a summary of your performance on the Diabetes PIM in comparison with [DPRP criteria](#). If you are using your PIM data to apply for DPRP, you may click the NCQA logo on the right to download your patient data into the DPRP Medical Record and Survey Workbook in order to review your DPRP point score.

Measure	Your Result * (37 eligible patients)	DPRP Criteria
HbA1C <7% (good control)	59%	≥40% of sample
HbA1C >9% (poor control)	19%	≤20% of sample
Blood pressure <140/90	59%	≥65% of sample
Blood pressure <130/80	22%	≥35% of sample
Retinal screening	59%	≥60% of sample
Smoking status and cessation advice	95%	≥80% of sample
Lipid profile	92%	≥85% of sample
LDL <130 mg/dL	78%	≥63% of sample
LDL <100 mg/dL	57%	≥36% of sample
<u>Nephropathy assessment</u>	92%	≥80% of sample
Foot examination	25%	≥80% of sample

i Percentages are translated into points by the NCQA. The total point score determines recognition status. It is possible to reach the point score needed to achieve recognition without meeting the DPRP criteria for all measures. Download your data into the DPRP workbook to determine if you have achieved the total points needed for recognition.

NCQA's Recognition Program Physician Directory

www.ncqa.org/PhysicianQualityReports.htm

Physician Search Results

[New Search](#)

Physicians (1 - 41) of 41

Physician	Address	Recognition Program
Blank, Roy	Novant Health (Southern Piedmont Region) 1900 Randolph Road, Suite 610 Charlotte, NC 28207	HEALTH/STROKE DIABETES
Braithwaite, Susan	University of North Carolina, Diabetes Care Center Highgate Specialty Center, 5316 Highgate Drive Durham, NC 27713	DIABETES
Braswell, Sherril	Forsyth Medical Group 105 Vest Mill Circle Winston Salem, NC 27103	DIABETES

Physicians with multiple recognitions clearly identified

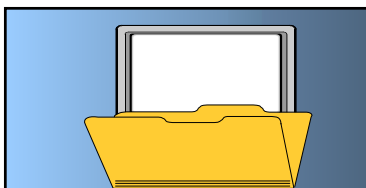
Additional physician practice data available

Many kinds of PFP



**Show seals in
Provider Directory**

1. Aetna
2. CIGNA
3. GeoAccess
4. Humana
5. Medical Mutual (OH)
6. United




**Help practices with
data collection**

- Blue Care Network (MI)**
- BTE (KY, MA, OH, NY)**
- Oxford (NY)**
- United (4 areas)**



**Pay rewards and/or
applications fees to
recognized MDs**

- Anthem (VA)**
- Blue Care Network (MI)**
- BCBS (SC)**
- BTE (KY, MA, NY, OH, GA, CO)**
- CareFirst (DC-MD-VA)**
- ConnectiCare**
- HealthAmerica (PA)**
- Oxford (NY)**
- First Care (FL)**



**Actively steer
patients to
recognized MDs**

- BTE (KY, OH)**

Additional markets

United (5 areas)
National Business Coalition on Health (4 areas)

**Use for network
entry**



- Aetna, CIGNA**

Recognition Programs & BTE

Program	Pre-BTE 6/2003	12/2005	% Change
DPRP Physicians -- All	1,787	2,378	+33%
DPRP Physicians – BTE Diabetes Care Link areas	100	550	+450%

What we've learned from Recognition Programs

- Measurement provides physicians with a new perspective on their practice
- Practices change their processes in order to pass recognition standards
- Clinical data is *very* hard to get, until EHRs produce it
- You can evaluate generalists and some specialists
- National standards are just as hard for small and large practices

Measurement + Rewards = Improvement!

Access NCQA & BTE

- NCQA Web site www.ncqa.org
- Diabetes Physician Recognition Program page
www.ncqa.org/dprp
- Heart Stroke Recognition Program page
www.ncqa.org/hsrp
- Physician Practice Connections page
www.ncqa.org/ppc
- Recognized physicians:
www.ncqa.org/PhysicianQualityReports.htm
- NCQA Customer Support (888) 275-7585