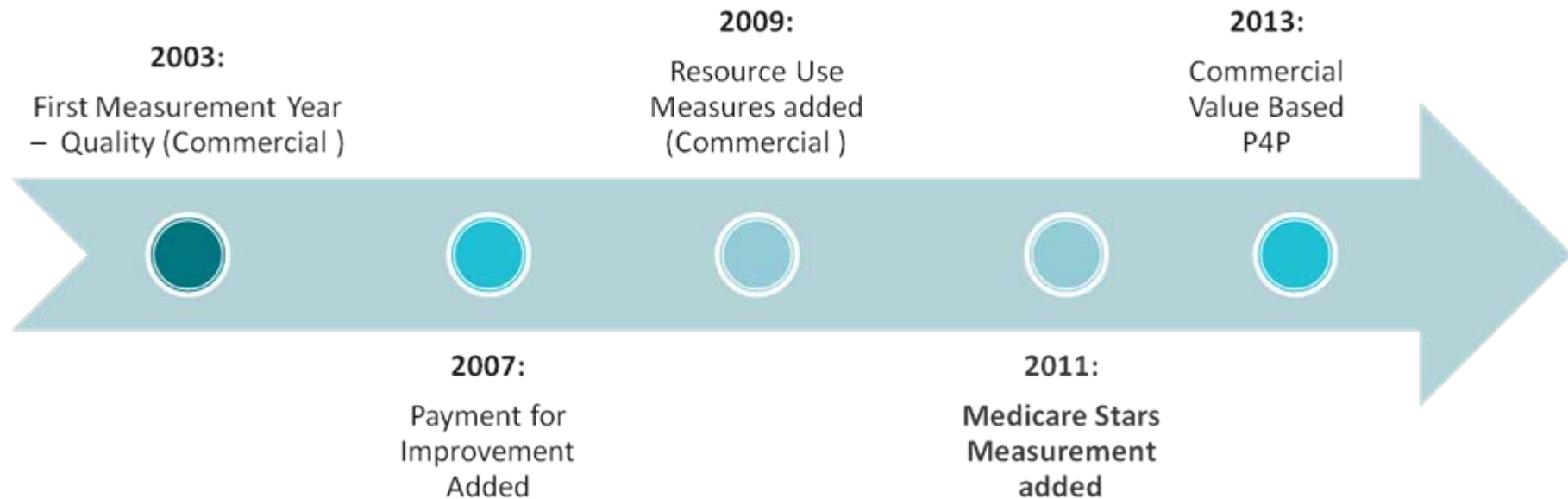




# Physician Organization Level Medicare Stars Measurement

Kelly Miller, Project Analyst  
Integrated Healthcare Association  
March 26, 2014

# IHA Performance Measurement Program Evolution



## Program Participants

### Ten CA Health Plans:

- Aetna
- Anthem Blue Cross
- Blue Shield of CA
- Chinese Community (2012)
- CIGNA
- Health Net
- Kaiser Permanente\* (2005)
- UnitedHealthcare
- Sharp Health Plan (2013)
- Western Health Advantage

### Physician Organizations:

- 200 medical groups and IPAs
- 35,000 physicians
- 9 million commercial HMO/POS members

\* Kaiser Permanente medical groups participate in public reporting only

# Participation

## Health Plans

- Anthem Blue Cross
  - Blue Shield of California
  - Health Net
  - Kaiser Permanente
  - SCAN Health Plan
  - United Healthcare
- 186 out of 206 POs (90%)
  - 80% of total Medicare Advantage membership in California

# PO Medicare Stars Measure Set

<b>PROCESS MEASURES</b> (weight=1)	<b>OUTCOMES MEASURES</b> (weight=3)
Adult BMI Assessment	Diabetes Care – Blood Sugar Controlled
Breast Cancer Screening	Diabetes Care – Cholesterol Controlled
Colorectal Cancer Screening	Medication Adherence for Diabetes Medications
Cardiovascular Care-Cholesterol Screening	Medication Adherence for Hypertension
Diabetes Care – Cholesterol Screening	Medication Adherence for Cholesterol
Diabetes Care – Eye Exam	Plan All Cause Readmissions
Diabetes Care – Kidney Disease Monitoring	
Glaucoma Testing	
Osteoporosis Management in Women Who Had a Fracture	
Rheumatoid Arthritis Management	

Organization: [Redacted]

Clinical Meaningful Use Patient Experience Cost ARU All Measures

Summary

- AAB
- ASM5
- ASM12
- ASM19
- ASM50
- ASMOV64
- AWC
- BCSOV
- CAP12M
- CAP25M
- CAP7Y
- CAP12Y
- CAPOV
- CCS24
- CHLAMSCR
- CHLAMSCR16
- CHLAMSCR21
- CISCOMBO

Summary

Export

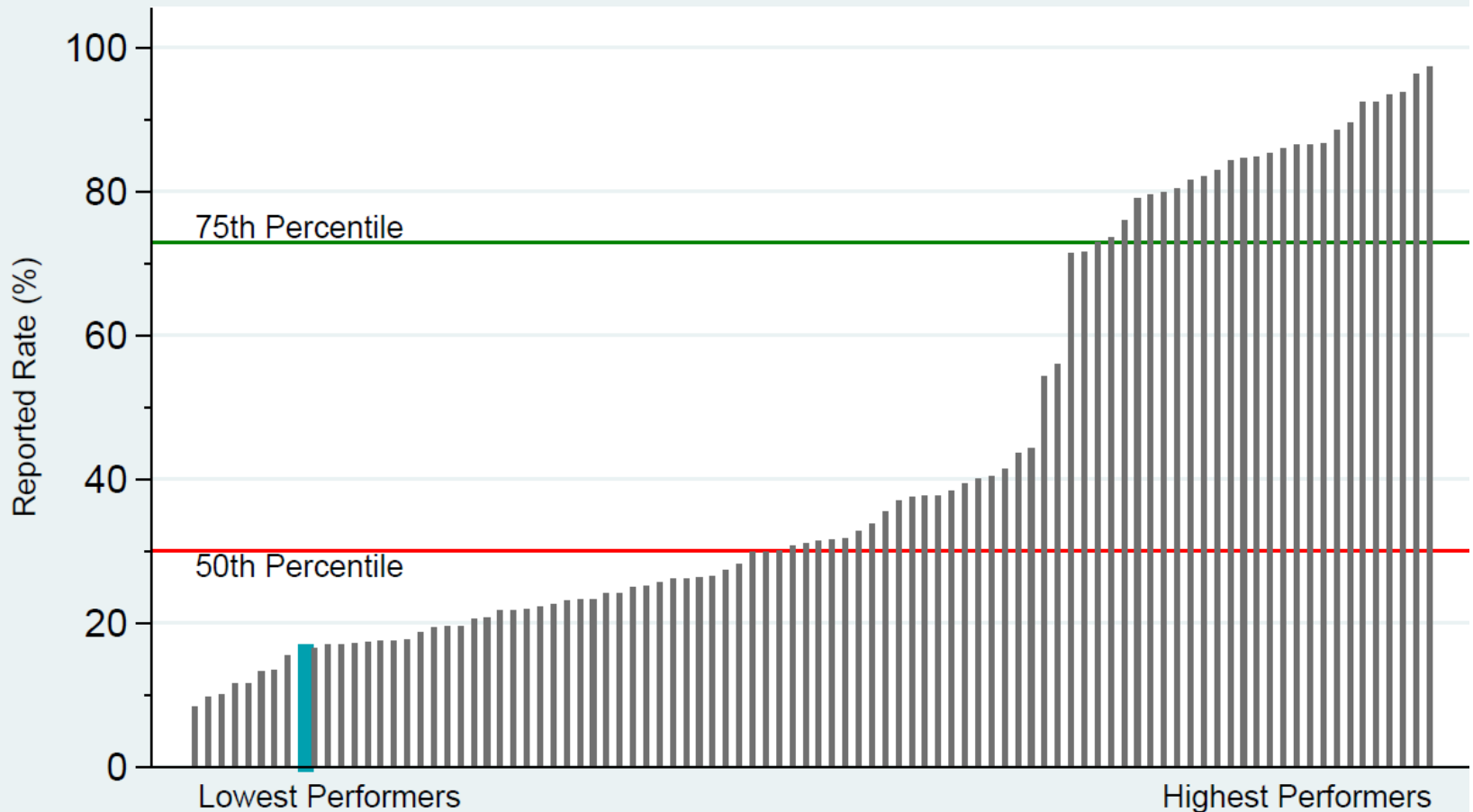
**Legend:**  
■ Better than 75th percentile of all participating POs  
■ 50-75th percentile of all participating POs  
■ Worse than 50th percentile of all participating POs  
 SD Small Denominator(N<30)

#	Measure	Measure Abbr.	Agg. Numerator	Agg. Denominator	Agg. Ratio
1	Well-Child Visits in the Third to Sixth Years of Life	W34	<span style="background-color: red;">██████████</span>	<span style="background-color: red;">██████████</span>	67.4 %
2	Prenatal Care	PPCPRE	<span style="background-color: red;">██████████</span>	<span style="background-color: red;">██████████</span>	39.8 %
3	Postpartum Care	PPCPOST	<span style="background-color: red;">██████████</span>	<span style="background-color: red;">██████████</span>	34.6 %
4	Annual Monitoring for Patients on Persistent Medications: Overall	MPMOV4	<span style="background-color: red;">██████████</span>	<span style="background-color: red;">██████████</span>	75.43 %
5	Annual Monitoring for Patients on Persistent Medications: Anticonvulsants	MPM4	<span style="background-color: red;">██████████</span>	<span style="background-color: red;">██████████</span>	45.35 %
6	Annual Monitoring for Patients on Persistent Medications: Diuretics	MPM3	<span style="background-color: red;">██████████</span>	<span style="background-color: red;">██████████</span>	78.18 %

- Reporting to Groups and Plans

# Reporting to Groups and Plans










Distribution of PO Medicare Stars Reported Rates  
Osteoporosis Management in Women Who Had a Fracture



# Public Reporting

## Breast Cancer Screening

[Home](#)

Physician Group	Clinical Results	Rating
Palo Alto Medical Foundation	 91%	★★★★★
The Permanente Medical Group, Inc. - Diablo/Antioch Medical Centers	 90%	★★★★★
The Permanente Medical Group, Inc. - Oakland/Richmond Medical Centers	 90%	★★★★★
The Permanente Medical Group, Inc. - Fremont/Hayward Medical Centers	 88%	★★★★★
Alta Bates Medical Group - A Division of Brown and Toland	 86%	★★★★★
John Muir Physician Network	 84%	★★★★★
Affinity Medical Group	 81%	★★★★☆
Hill Physicians Medical Group - Bay Region	 81%	★★★★☆
Sutter East Bay Medical Foundation	 81%	★★★★☆

<http://iha.ncqa.org/reportcard/>

# California in a national context

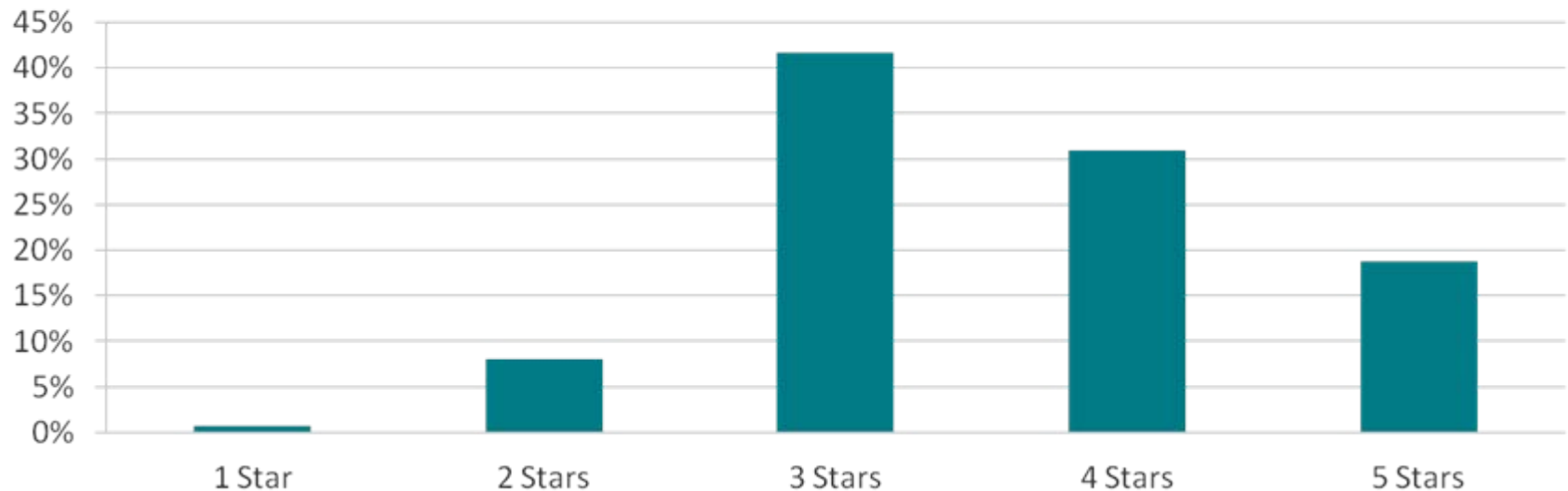
Measure	Average Stars		
	National Plans	Medicare Advantage Plans in CA	POs in CA (HMO/POS)
Breast Cancer Screening	3.3	3.5	4.2
Colorectal Cancer Screening	3.9	4.3	4.0
Diabetes Care – Blood Sugar Controlled	3.3	3.5	3.7
All Cause Readmissions	3.5	3.8	3.6
Osteoporosis Management in Women Who Had a Fracture	1.9	2.4	2.9



# Variation across Physician Organizations (POs)

Measure	Average Stars		
	National	Health Plans in CA	POs in CA (HMO/POS)
All Cause Readmissions Stars	3.5	3.8	3.6

**Distribution of California POs by Medicare Stars**  
All Cause Readmissions



# Questions?

[kmiller@iha.org](mailto:kmiller@iha.org)

[www.iha.org](http://www.iha.org)