

# Health Information through the Internet

Comparisons leading to Quality

# Recent Trends

- Federal
- State
- Health consumer

# Federal

## Comparisons of

- Nursing Homes [www.medicare.gov](http://www.medicare.gov) (lower 1/3 of page)
- Home Health Care (same)
- Dialysis (same)
- Health Plans & Medigap (same)
- Medicare Drug Plans (same)

# More Federal

- Hospitals [www.hospitalcompare.hhs.gov](http://www.hospitalcompare.hhs.gov)
- Doctors [www.medicare.gov](http://www.medicare.gov)
- Statistics [www.hcup.ahrq.gov](http://www.hcup.ahrq.gov)

# Statistics Site

HCUPnet: A tool for identifying, tracking, and analyzing national hospital statistics

[Skip Navigation](#)

## H·CUPnet

A free, on-line query system based on HCUP data - provides access to health statistics and information on hospital stays at the national, regional, and State level.

<a href="#">HCUPnet Home</a>
<a href="#">HELP</a>
<a href="#">Medical dictionary</a>
<a href="#">What is HCUP ?</a>



[Contact Us](#)



HCUPnet is based on aggregate statistics tables to speed up data transfer and protect individual records, so not all possible queries can be addressed. If a query is not possible, HCUPnet will not allow you to choose certain parameters. If there is a query you'd like to see that HCUPnet does not support, please write us at [hcup@ahrq.org](mailto:hcup@ahrq.org).



Internet Citation: HCUPnet, Healthcare Cost and Utilization Project, Agency for Healthcare Research and Quality, Rockville, MD; <http://www.ahrq.gov/HCUPnet/>

Last modified date  
04/28/2006.



[HCUPnet Home](#)

[Lay or researcher](#)

[Select type of query](#)

[Select year](#)

[Select diagnoses or procedures](#)

Do you want information on:

[Definitions](#)

- [Diagnoses/conditions?](#)
- [Procedures/surgeries?](#)
- [Diagnosis Related Groups \(DRGs\)?](#)

# Write your own learned paper

<a href="#">HCUPnet Home</a>	<a href="#">Link or researcher</a>	<a href="#">Select type of query</a>	<a href="#">Select year</a>	<a href="#">Outcomes and measures</a>	<a href="#">Patient and hospital characteristics</a>	<a href="#">Two-way tables</a>	<b>Results</b>
------------------------------	------------------------------------	--------------------------------------	-----------------------------	---------------------------------------	--	--------------------------------	----------------

**Results**

- [Display a printer-friendly version \(Try printing in landscape for best results\)](#)
- [Save as an Excel spreadsheet](#)
- [Repeat this query on another database](#)
- [Run a new query on this database - keep all previous selections](#)
- [HCUPnet home - keep all previous selections](#)
- [HCUPnet home - clear all previous selections](#)

**2003 Hospital stays for children only**

**Outcomes by patient and hospital characteristics for**

**All discharges**

		Total number of discharges	LOS (length of stay), days (mean)	Charges, \$ (mean)	Costs, \$ (mean)	Aggregate charges, \$ (the "national bill")
<b>All discharges</b>		6,468,925 (100.00%)	3.6	9,945	4,009	64,148,652,189
<b>Age group</b>	<1	4,588,429 (70.93%)	3.6	8,134	3,211	37,156,516,646
	1-4	598,562 (9.25%)	3.1	12,027	5,007	7,233,482,839
	5-9	370,271 (5.72%)	3.6	14,488	6,001	5,383,589,111
	10-14	406,833 (6.29%)	4.5	17,106	7,196	6,982,165,066
	15-17	504,830 (7.80%)	3.9	14,609	5,923	7,392,928,527
<b>Region</b>	Northeast	1,122,788 (17.36%)	3.9	10,829	4,405	12,173,064,564
	Midwest	1,457,272 (22.53%)	3.6	8,720	4,076	12,652,102,087
	South	2,417,247 (37.37%)	3.6	8,630	3,443	20,864,058,689
	West	1,471,618 (22.75%)	3.4	12,795	4,609	18,459,456,848

**Outcomes by patient and hospital characteristics for**

**All discharges - Standard errors**

		Total number of discharges	LOS (length of stay), days (mean)	Charges, \$ (mean)	Costs, \$ (mean)	Aggregate charges, \$ (the "national bill")
<b>All discharges</b>		109,915	0.0	261	102	2,298,700,916
<b>Age group</b>	<1	77,467	0.0	215	82	1,240,902,871
	1-4	18,424	0.0	418	161	401,048,978
	5-9	11,921	0.1	439	160	286,078,587
	10-14	12,661	0.1	458	176	332,630,535

# Federal Home Health Site

Medicare.gov - Home Health Compare - Agency Search



[Home](#) | [Screen Reader Version](#) | [Printable-Version](#) | [Español](#)  
The Official U.S. Government Site for People with Medicare  
[Help](#) | [Frequently Asked Questions](#) | [Mailing List](#) | [Search Tools](#)

[Use Larger Font](#) |  [Go](#)

[Vea en Español](#)

[Home Health Compare](#)    [Help](#)    [Mailing List](#)    [E-mail This Page](#)

[Find](#)    [About](#)    [Data Details](#)    [Resources](#)

This tool provides you with information on how well the home health agencies in your area care for their patients.

Keep in mind –

- The list of Home Health Agencies generated by your search criteria, is based on the places where they have provided services in the past.
- The services that the agencies have available in these areas could change in the future. Contact the Home Health Agency to find out if they still provide the same services in your area.
- Newly Medicare-certified home health agencies may not appear in *Home Health Compare* for one year.
- Only Medicare-certified home health agencies are required to submit information about home health agencies.
- Agencies that exclusively serve children, or private pay, or privately insured patients are not listed here.

[Begin a New Find](#)

<http://www.medicare.gov/HHCCompareHome.asp?ver=10.1.us&dest=NAV/Home/Search/SearchCriteria&Type=ZipCode> (1 of 3) 8/20/2006 11:22:28 PM

# Federal Nursing Home Site

Medicare.gov - Nursing Home Compare - Geography Questions



[Home](#) | [Screen Reader Version](#) | [Printable-Version](#) | [Español](#)  
The Official U.S. Government Site for People with Medicare  
[Help](#) | [Frequently Asked Questions](#) | [Mailing List](#) | [Search Tools](#)

[Use Larger Font](#) |  [Go](#)

[Vea en Español](#)

**Nursing Home Compare** [Mailing List](#) [E-mail This Page](#)

[Search](#) [About](#) [Data Details](#) [Resources](#)

Welcome to Nursing Home Compare. The primary purpose of this tool is to provide detailed information about the past performance of every Medicare and Medicaid certified nursing home in the country.

**Step 1** How would you like to search for a Nursing Home?

<b>By Geography</b> I want to search for all nursing homes within a:	<b>By Proximity</b> I want to search for all nursing homes within a certain distance of:	<b>By Name</b> I want to search for a nursing home by entering all/some of their name:
<a href="#">State</a>	<a href="#">City</a>	<a href="#">Name</a>
<a href="#">County</a>	<a href="#">Zip Code</a>	

**Step 1a** Specify Search Criteria.

Page Last Updated: September 1, 2005

# Dialysis

Medicare.gov - Dialysis Facility Compare - Geography Questions

Home | [Screen Reader Version](#) | [Printable-Version](#)  
 | [Español](#)  
 The Official U.S. Government Site for People with Medicare  
 Help ▾ | [Frequently Asked Questions](#) | [Mailing List](#) | [Search Tools](#)

[Use Default Font](#) |  [Go](#)

## Dialysis Facility Compare

[Mailing List](#) [E-mail This Page](#)

[Find](#) [About](#) [Data Details](#) [Resources](#)

### Welcome to Dialysis Facility Compare

This website provides important information and resources for patients and family members who want to learn more about chronic kidney disease and dialysis.

Look at the information on Dialysis Facility Compare carefully. Use it with other information as you compare facilities and decide where to get dialysis. You should also:

- Visit facilities that interest you,
- Talk to dialysis facility staff and patients,
- Talk to your doctor and,
- Contact kidney disease groups. The phone numbers and website for some of the kidney disease groups are found in the [Resources](#) section of this website.

Print out information you will find useful on this website and bring it with you when you visit facilities or talk with doctors, staff, other patients, or kidney disease groups.

http://www.medicare.gov/Dialysis/Include/DataSection/...C?ixXP&language=English&defaultstart=0&pageid=Home (1 of 3)8/20/2006 11:33:50 PM

Use the tabs above to help you.

- **[Find](#)**  
 Find and compare information about the services and quality of care provided at dialysis facilities in any state. You can also find addresses and phone numbers for each facility.
- **[About](#)**  
 Read more information about the Dialysis Facility Compare website and Medicare coverage for dialysis.
- **[Data Details](#)**  
 Learn how and where information for dialysis facilities is collected.
- **[Resources](#)**  
 Find information and links to other web sites on kidney disease and dialysis treatment, including chronic kidney disease, hemodialysis, peritoneal dialysis, pediatric dialysis, kidney transplants, and family support.

How would you like to Find a Dialysis Facility?

- By Name** I want to find a dialysis facility by entering all/ some of its name:  
**[Dialysis Facility Name](#)**
- By Proximity** I want to find all dialysis facilities within a certain distance of:  
**[City](#)**  
**[ZIP Code](#)**
- By Geography** I want to find all dialysis facilities within a:  
**[State](#)**  
**[County](#)**

# Doctors

[Home](#) | [Screen Reader Version](#) | [Printable-Version](#) | [Español](#)  
 The Official U.S. Government Site for People with Medicare  
[Help](#) | [Frequently Asked Questions](#) | [Mailing List](#) | [Search Tools](#)

[Use Larger Font](#) |

## Participating Physician Directory

[Help](#) | [Mailing List](#)

[Search](#) | [About the Physician Directory](#) | [Resources](#) | [Physician Note](#)

Welcome to our physician search tool. This tool will provide you with a list of physicians in the specialty and geographic area you specify, along with detailed physician profiles, maps and driving directions. Just enter/select the required information in the steps below and click the "Find a Physician" button that will appear when you are done.

[Start a New Search](#)

**Step 1 How would you like to search for a Physician?**

By Geography	By Proximity	By Name
I want to search for all physicians within a:	I want to search for all physicians within a certain distance of:	I want to search for a physicians by entering all/ some of their last name:
<u>State</u>	<u>City</u>	<u>Name</u>
<u>County</u>	<u>Zip Code</u>	

**Step 1a Specify Search Criteria.**

**Zip Code Search**

Please enter a zip code and select the maximum distance from that zip code that you want to search for physicians:

Zip Code:

Distance:

**Step 2 What Specialty(s) are you looking for?**

**Specialty Selection**

To make searching easier, we have combined related specialties together into specialty groups. We have displayed these groups in step 2a below. First, choose a specialty group in step 2a. Then narrow down your search in step 2b by selecting one or more specialties from the chosen group. Once you are finished click "Find a Physician" to continue with the search.

Step 2a Choose a Specialty Group			Step 2b Select a Specialty Type
<input type="radio"/> Adolescent Medicine	<input type="radio"/> Hematology	<input type="radio"/> Pathology	Pain Management Group <input checked="" type="checkbox"/> Pain Management
<input type="radio"/> Allergy and Immunology	<input type="radio"/> Infectious Disease Medicine	<input type="radio"/> Pediatrics	
<input type="radio"/> Anesthesiology	<input type="radio"/> Internal Medicine	<input type="radio"/> Physical Medicine and Rehabilitation	<input type="button" value="Find a Physician &gt;"/>
<input type="radio"/> Cardiology	<input type="radio"/> Nephrology	<input type="radio"/> Podiatry	
<input type="radio"/> Chiropractic Medicine	<input type="radio"/> Neurology	<input type="radio"/> Preventive Medicine	
<input type="radio"/> Critical Care Medicine	<input type="radio"/> Obstetrics and Gynecology	<input type="radio"/> Psychiatry	
<input type="radio"/> Dentistry	<input type="radio"/> Oncology	<input type="radio"/> Pulmonary Medicine	
<input type="radio"/> Dermatology	<input type="radio"/> Ophthalmology	<input type="radio"/> Radiology	
<input type="radio"/> Emergency Medicine	<input type="radio"/> Optometry	<input type="radio"/> Rheumatology	
<input type="radio"/> Endocrinology	<input type="radio"/> Orthopedics	<input type="radio"/> Sports Medicine	
<input type="radio"/> Family Practice	<input type="radio"/> Other	<input type="radio"/> Surgery	
<input type="radio"/> Gastroenterology	<input type="radio"/> Otolaryngology	<input type="radio"/> Toxicology	
<input type="radio"/> General Practice	<input checked="" type="radio"/> Pain Management	<input type="radio"/> Urology	
<input type="radio"/> Geriatric Medicine			

# Hospitals

- **Hospital Compare - A quality tool for adults, including people with Medicare**  
[Use Larger Font](#) [Help](#) [E-mail This Page](#) **Find** [About](#) [Data Details](#) [Resources](#)  
• [Click here](#) to learn what these tabs mean.
- This tool provides you with information on how well the hospitals in your area care for all their adult patients with certain **medical** conditions. This information will help you compare the quality of care hospitals provide. Hospital Compare was created through the efforts of the Centers for Medicare and Medicaid Services (CMS) and organizations that represent hospitals, doctors, employers, accrediting organizations, other Federal agencies and the public.
- Talk to your doctor about this information to help you, your family and your friends make your best hospital care decisions.
  
- **This website has:**
- **How would you like to Find a Hospital?**
- **Hospital Information**  
Get the address, telephone number and other important information for all Medicare-certified hospitals in the United States.
  
- **Quality Measures**  
Learn about treatments that are known to get the best results for most adult patients with heart attack, heart failure, pneumonia, and surgery. See how often hospitals provided recommended treatments for these medical conditions.
  
- **Hospital Checklist**  
Be prepared. [Click here](#) to see some important questions to consider before you or your loved one goes to the hospital.
  
- **Your Rights When You Are in the Hospital**  
Know your rights. [Click here](#) to learn more.
  
- **By Geography**  
I want to find all hospitals within a:
  - [State](#)
  - [County](#)
  - [City](#)
  - [ZIP Code](#)
- **By Name**  
I want to find a hospital by entering all/some of its name:
  - [Hospital Name](#)

## Step 2



United States Department of  
**Health & Human Services**  
Leading America to Better Health, Safety and Well-Being

[Site Map](#)  
[2010 Home](#)  
[About HHS](#)  
[Contact HHS](#)  
[Site Map](#)

[Search](#)

### Hospital Compare

- A quality tool for adults, including people with Medicare

[See Larger Font](#) [Help](#) [E-mail This Page](#)

[Find](#) [About](#) [Data Details](#) [Resources](#)

[Find Criteria](#) > [Select Hospitals](#) > [Select Conditions](#)

#### Step 3 - Select Conditions

Below, select the condition that you would like to view to compare the quality of care at the hospitals you selected.

<input type="checkbox"/> Select All Conditions	Description
<input type="checkbox"/> Heart Attack	A heart attack (also called an AMI or acute myocardial infarction) happens when the arteries leading to the heart become blocked and the blood supply is slowed or stopped. These quality measures show some of the standards of care provided, if appropriate, to someone who has a heart attack. Click here for <a href="#">more information about heart attack care</a> .
<input type="checkbox"/> Heart Failure	Heart failure is a weakening of the heart's pumping power. With heart failure your body doesn't get enough oxygen and nutrients to meet its needs. These quality measures show some of the standards of care provided, if appropriate, to someone who has heart failure. Click here for <a href="#">more information about heart failure care</a> .
<input type="checkbox"/> Pneumonia	Pneumonia is a serious lung infection that causes difficulty breathing, fever, cough and fatigue. These quality measures show some of the recommended treatments for pneumonia. Click here for <a href="#">more information about pneumonia</a> .
<input type="checkbox"/> Surgical Infection Prevention	Hospitals can reduce the risk of wound infection after surgery by making sure patients get the right medicines at the right time on the day of their surgery. These quality measures show some of the standards of care. Click here to learn more about <a href="#">how to prevent wound infections after surgery</a> .

# Step 3

United States Department of Health & Human Services  
Leading America to Better Health, Safety and Well-Being

Site Links  
• Home  
• Contact Us  
• Privacy Policy  
• Site Map

Search

Hospital Compare - A quality tool for adults, including people with Medicare

[Use Larger Font](#) [Help](#) [E-mail This Page](#)

Find [About](#) [Data Details](#) [Resources](#)

Find Criteria > Select Hospitals > Select Conditions > Select Measures

### Step 4 - Select Measures

These quality measures show recommended care proven to give the best results to most adults with a heart attack, heart failure, or pneumonia, or who are having surgery.

If you want all the quality measures for the hospitals you have selected to be displayed, click the "Select All" button.

You can narrow down the quality measures you view by clicking on the check box by the individual measures you want to see. Then click "Next Step" at the [bottom of the page](#).

To start over, click "Reset Checkboxes."

Heart Attack Care Quality Measures (some of the recommended care given to patients if appropriate)	Brief Explanation of Treatment
<input type="checkbox"/> Select All Heart Attack Care Measures	
<input type="checkbox"/> Percent of Patients Given ACE Inhibitor or ARB for Left Ventricular Systolic Dysfunction (LVSD)	ACE (angiotensin converting enzyme) inhibitors and ARBs (angiotensin receptor blockers) are medicines used to treat heart attacks, heart failure, or a decreased function of the heart.
<input type="checkbox"/> Percent of Patients Given Aspirin at Arrival	Aspirin can help keep blood clots from forming and dissolve blood clots that can cause heart attacks.
<input type="checkbox"/> Percent of Patients Given Aspirin at Discharge	Taking aspirin may help prevent further heart attacks.
<input type="checkbox"/> Percent of Patients Given Beta Blocker at Arrival	Beta blockers are a type of medicine used to lower blood pressure, treat chest pain (angina) and heart failure, and to help prevent a heart attack.

Healthcare Quality Improvement Organization (HQIO) or Certified Computerized Provider Data (CPD) © 2009-2010 10/27/10

# Step 5 (skipped4)

United States Department of Health & Human Services  
Leading America to Better Health, Safety and Well-Being

Site Navigation  
• [Home](#)  
• [Overview](#)  
• [Contact Us](#)  
• [Site Map](#)

Search

Hospital Compare - A quality tool for adults, including people with Medicare

[Use Larger Font](#) | [Help](#) | [E-mail This Page](#)

[Find](#) | [About](#) | [Data Details](#) | [Resources](#)

[Find Criteria](#) > [Select Hospitals](#) > [Select Conditions](#) > [Select Measures](#) > [Quality Measure Graphs](#)  
> [Quality Measure Tables](#)

Quality Measure Tables

[Begin a New Find](#)

Heart Attack Care Quality Measures - Higher Percentages Are Better (some of the recommended care given to patients if appropriate)	
Quality Measure Click on a measure name to compare all hospitals in a graph	PERCENTAGE FOR MASSACHUSETTS GENERAL HOSPITAL
<a href="#">Percent of Heart Attack Patients Given ACE Inhibitor or ARB for Left Ventricular Systolic Dysfunction (LVSD) if appropriate*</a>	83% of 120 patients
<a href="#">Percent of Heart Attack Patients Given Aspirin at Arrival if appropriate*</a>	98% of 235 patients
<a href="#">Percent of Heart Attack Patients Given Aspirin at Discharge if appropriate*</a>	99% of 547 patients
<a href="#">Percent of Heart Attack Patients Given Beta Blocker at Arrival if appropriate*</a>	98% of 163 patients
<a href="#">Percent of Heart Attack Patients Given Beta Blocker at Discharge if appropriate*</a>	99% of 757 patients

# States

- Moving Backwards
- Illinois Health Care Cost Containment Council abolished 2002

# Illinois Council

 Illinois Health Care Cost Containment Council

[Interactive Query](#)  
[Products and Services](#)  
[Consumer Information](#)  
[Provider Information](#)  
[Related Links](#)  
[HCCCG Home](#)

  
[Search Illinois](#)  
[Privacy Statement](#)

## Consumer Reports

Illinois Hospital Price Survey Reports: [2000](#), [1999](#), [1998](#), [1997](#)  
Guides to Deliveries and Hospital OB/GYN Care: [2000](#), [1999](#), [1997](#), [1998](#), [1996](#), [1995](#)  
Hospital Care Buyer's Guides: [2000](#), [1999](#), [1998](#), [1997](#), [1996](#), [1995](#)  
[Other Consumer Publications](#)

Note: Documents on this site are stored in PDF format and will require the Acrobat Reader for viewing. If you don't have the free reader installed, click the link to the right to download it. 

To download any of the below files, **right click** on them and select **save**.

### Illinois Hospital Price Survey Reports:

-  [2000 Illinois Hospital Price Survey Report](#)   
[\(survey00.pdf- 358 KB / 52 pages\)](#)
-  [1999 Illinois Hospital Price Survey Report](#)  
[\(survey99.pdf- 272 KB / 52 pages\)](#)
-  [1998 Illinois Hospital Price Survey Report](#)  
[\(survey98.pdf- 624 KB / 49 pages\)](#)
-  [1997 Illinois Hospital Price Survey Report](#)  
[\(survey97.pdf- 303 KB / 50 pages\)](#)

### Guides to Deliveries and Hospital OB/GYN Care:

-  [2000 Guide to Deliveries in Illinois Hospitals](#)   
[\(delv00.pdf- 260 KB / 63 pages\)](#)
-  [1999 Guide to Deliveries in Illinois Hospitals](#)  
[\(delv99.pdf- 596 KB / 60 pages\)](#)

# South Dakota

all companies you using internet page



This site is best viewed with the screen size maximized.





Select a region above, or City or Hospitals tab below for listings.

Specific hospital pricing information, as required by SDCL 34-12E-11 through 34-12E-13, inclusive, is now available to you through this website. This site is designed with consumers in mind. Information about [Hospital Pricing](#) and other [Consumer Information](#) can be found along with pricing information for facilities in your area. Please use the Contact

## Sioux Falls: Avera Heart Hospital of South Dakota CY2005

DRG	DRG Description	Case Severity			
		Rating	Discharges	Rank	Median Charge
527	Implant of Drug Coated Stent without Heart Attack	2.3282	289	1	\$24,810.55
109	Coronary Bypass without Cardia Catherization	3.945	176	2	\$41,423.97
526	Implant of Drug Coated Stent with Heart Attack	2.9741	162	3	\$29,349.00
516	Coronary Catherization with Heart Attack	2.6457	139	4	\$23,004.08
125	Circulatory Disorders except Heart Attack, with Cardiac Catherization	1.0948	128	5	\$10,518.22
127	Heart Failure and Shock	1.0345	116	6	\$15,244.48
138	Abnormal Heart Beat, Complicated	0.8287	116	6	\$8,145.02
558	Implant of Drug Coated Stent, without Major Cardiovascular Diagnosis	2.2108	105	8	\$25,630.04
517	Coronary Catherization without Heart Attack	2.1106	104	9	\$14,611.30
121	Circulatory Disorders with Heart Attack	1.6136	103	10	\$15,504.65
107	Coronary Bypass with Cardiac Catheter	5.3757	102	11	\$52,184.54
105	Cardiac Valve & Other Major Cardiothoracic Procedures without Cardiac Catherization	6.0192	92	12	\$56,076.74
122	Circulatory Disorders with Heart Attack Uncomplicated, Discharged Alive	0.9847	92	12	\$11,538.38
110	Major Cardiovascular Procedures, Complicated	3.8417	88	14	\$41,788.44
478	Vascular Operations, except Heart, Complicated	2.3989	88	14	\$26,185.29
557	Implant of Drug Coated Stent with Major Cardiovascular Diagnosis	2.8717	87	16	\$32,386.89
124	Circulatory Disorders, except Heart Attack	1.4425	85	17	\$13,549.50
534	Extracranial Procedures, Uncomplicated	1.0201	82	18	\$13,635.33
479	Other Vascular Procedures, Uncomplicated	1.4434	81	19	\$18,691.95
515	Cardiac Defibrillator Implant without Cardiac Catherization	5.5205	77	20	\$57,548.20
139	Abnormal Heart Beat, Uncomplicated	0.5227	75	21	\$6,512.95
533	Extracranial Procedures, Complicated	1.5767	71	22	\$17,005.98
518	Cardiac Catherization without Heart Attack without Coronary Artery Stent Implant	1.6544	70	23	\$19,751.19
116	Pacemaker or Stent Implant	2.3561	52	24	\$21,064.70
555	Coronary Catherization with Major Cardiovascular Diagnosis	2.4315	49	25	\$23,518.54

# Mass

Health and Human Services

Home Consumers Providers Researchers

Government

Mass.gov

August 21, 2006

Mass.Gov Home State Agencies State Online Services

Home > Government > Special Commissions and Initiatives >

## Health Care Quality and Cost Information

www.mass.gov/healthcareqc

- Welcome**

This website contains information about the quality and cost of health care provided in Massachusetts. Use this site as a tool to help you select a provider based on what is important to you. For guidelines on interpreting the data and information on this site, click on [Understanding the Reports](#) or [Definitions and Methodologies](#) below.

**Update:** As of July 25, 2006, all reports have been updated; in addition, volume reports now include surgeon names, and Medicare hospital payment information is available.
- [List of Medical Topics](#)
- [Understanding the Reports](#)

Our Organization

- [Office of the Governor](#)
- [Health and Human Services](#)
- [Division of Health Care Finance and Policy](#)

Key Resources

- [Hospital Compare: US Dept of Health & Human Services](#)
- [MHQP: Massachusetts Health Quality Partners](#)
- [Board of Registration in Medicine \(BORIM\)](#)
- [JCAHO \(Joint Commission on Accreditation of Healthcare Organizations\)](#)
- [Other Links: state and federal sites on quality, cost, patient safety, and conditions & diseases](#)

Search

Health & Human Services

Data & Statistics

- [List of Medical Topics](#)
- [Current Reports](#)
- [View by Indicator Type](#)
- [Hospitals](#)
- [Nursing Homes](#)
- [Physicians](#)

More...

Quick Links

- [Understanding the Reports](#)
- [Definitions and Methodologies](#)
- [Historical Data](#)

# Chart with Federal Indicators

Anna Jaques Hospital	99%	1	95%	97%	1	1	1	6	97%
Athol Memorial Hospital	1	1	1	1	1	1	6	6	1
Baystate Medical Center	97%	98%	96%	97%	84%	95%	1	66%	96%
Berkshire Medical Center	99%	98%	100%	100%	1	1	1	6	99%
Beth Israel Deaconess Hospital — Needham Campus	96%	1	1	1	1	6	6	6	96%
Beth Israel Deaconess Medical Center	98%	99%	94%	97%	85%	74%	3	1	95%
Boston Medical Center	96%	97%	97%	97%	82%	98%	1	84%	96%
Brigham and Women's Hospital	100%	100%	100%	100%	97%	85%	2	76%	98%
Brockton Hospital	99%	92%	97%	91%	1	5	5	5	96%
Cambridge Health Alliance	86%	94%	89%	97%	1	1	1	1	91%
Cape Cod Hospital	100%	100%	100%	100%	86%	86%	6	89%	99%
Caritas Carney Hospital	97%	97%	98%	97%	1	1	6	6	97%
Caritas Good Samaritan Medical Center	96%	100%	96%	100%	1	1	6	6	97%
Caritas Holy Family Hospital & Medical Center	100%	100%	100%	100%	1	1	1	6	100%
Caritas Norwood Hospital	97%	97%	100%	98%	1	1	1	73%	96%
Caritas St. Elizabeth's Medical Center	100%	100%	100%	100%	93%	96%	6	1	99%

# New York State Department of Health

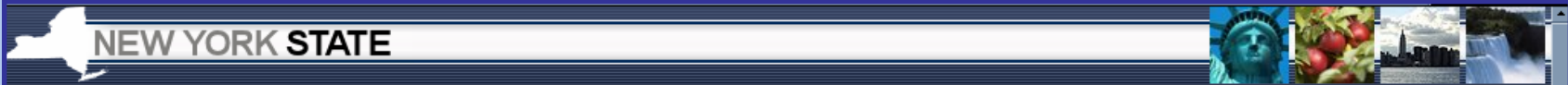
## Healthcare Profiling Websites

[New York State Hospital Profile](#)

[New York State Physician Profile](#)

[New York State Nursing Home Profile](#)

# Hospital Profile



NEW YORK STATE

## Department of Health

Information for a Healthy New York

[A-Z Index](#) [Help](#) [Contact](#) [Home](#)

You are Here: [Home Page](#) > [Hospitals in New York State](#) > Hospital Profile

## New York State Hospital Profile

Use this site to find information about hospitals in New York State, and the quality of care they provide. Please be mindful that while we believe these quality measures are among the most reliable, measuring quality is difficult because of the variation among hospitals in the complexity of patients that they treat. You are encouraged to use this information to begin conversations with your doctor, hospital representatives, or other health care professionals about your condition and available treatment options, as well as with family members, friends, and associates who may have direct experience with a particular hospital.

**Search by Region or County:**

Capital District  
Capital District  
Central New York  
NY Metro - Long Island  
NY Metro - New Rochelle  
NY Metro - New York City  
Western NY - Buffalo  
Western NY - Rochester

**Counties**  
Albany County  
Allegany County  
Bronx County

The map shows the 62 counties of New York State, color-coded by region. An inset map shows the five boroughs of New York City: Manhattan, Bronx, Queens, Brooklyn, and Staten Island.

### My Hospitals

No hospitals have been selected to compare.

**+** Add hospitals to this list by clicking the add icon next to the hospital name.

**Remove** Remove hospitals by clicking the remove icon.

### Hospital Name Search

Enter full or partial name:

go

### Alphabetical Search

A | B | C | D | E | F | G | H | I | J | K | L | M | N | O | P | Q | R | S | T | U | V | W | X | Y | Z

### About This Site

[Message from the Commissioner](#)  
[Guide to Using Hospital Profile](#)

# Hospital Profile

## Hospital Overview

You are Here: [Home Page](#) > [Hospitals in New York State](#) > [Hospital Profile](#) > Hospital details

**Overview** | **Quality Measures** | **Procedures** | **Available Care** | **Beds**

### St Elsewhere Hospital

[Printable version](#) | [My Hospitals](#)

[+](#) [Add this hospital to My Hospitals](#)

**State designations:**

-  **AIDS Center**
-  **Regional Perinatal Center**
-  **Regional Trauma Center**
-  **Stroke Center**

### Hospital Contact

**St. Elsewhere Hospital**  
1234 Mount Hope Avenue  
New York, New York 12070

Tel: 000-000-0000  
Web: [www.stelsewhere.hospital.org](#)  
PFI: XX  
Operating Certificate #0000000H

This hospital is a member of the following hospital system(s)    N/A

### Quality Measures [\[see all performance data\]](#)

*A hospital's overall quality cannot be expressed by its scores on these measures alone. Indicators do not currently exist to measure how well hospitals treat every type of illness or patient that they care for, although additional measures are under development. To learn more read [About Hospital Quality](#).*

Measure Name	Performance
<b>Appropriate heart attack care</b> (October 1, 2004 to September 30, 2005)	 97.7%
<b>Appropriate heart failure care</b> (October 1, 2004 to September 30, 2005)	 90%
<b>Appropriate pneumonia care</b> (October 1, 2004 to September 30, 2005)	 72%
<b>Appropriate surgical infection prevention</b> (October 1, 2004 to September 30, 2005)	 63.3%

**RESULTS** | **START OVER**

No hospitals have been selected to compare.

[+](#) [Add this hospital to My Hospitals.](#)

**Remove** Remove hospitals by clicking the remove icon.

### About This Site

- [Message from the Commissioner](#)
- [Guide to Using Hospital Profiles](#)
- [About Hospital Quality](#)
- [Choosing a Hospital](#)
- [Data Collection and Usage](#)
- [Complaints About Hospital Care Call: 1-800-804-5447](#)
- [Frequently Asked Questions](#)
- [Site News](#)
- [Additional Resources](#)
- [NYS Physician Profiles](#)
- [Glossary of Terms](#)
- [Send Us Your Feedback](#)

# Hospital Profile

You are Here: [Home Page](#) > [Hospitals in New York State](#) > [Hospital Profile](#) > Hospital details

Overview **Quality Measures** Procedures Available Care Beds

## St. Elsewhere Hospital

[Printable version](#)

[+ Add this hospital to My Hospitals](#)

### Quality Measures

*A hospital's overall quality cannot be expressed by its scores on these measures alone. Indicators do not currently exist to measure how well hospitals treat every type of illness or patient that they care for, although additional measures are under development. To learn more read [About Hospital Quality](#).*

Measure Name	Performance
<b>Appropriate heart attack care</b> (October 1, 2004 to September 30, 2005)	97.7%
Aspirin given on arrival (r)	100% (221/221)
Beta blocker given on arrival (r)	99.1% (213/215)
PCI treatment received quickly (v)	60.8% (31/51)
Smokers advised to quit (v)	98.1% (203/207)
Medications for LVSD prescribed at discharge (r)	83.6% (92/110)
Aspirin prescribed at discharge (r)	99% (481/486)
Beta blocker prescribed at discharge (r)	98.1% (466/475)
<b>Appropriate heart failure care</b> (October 1, 2004 to September 30, 2005)	90%
Left ventricular function assessed (r)	96% (407/424)
Smokers advised to quit (v)	79.7% (55/69)
Medications for LVSD prescribed at discharge (r)	76% (139/183)
Written instructions given at discharge (v)	95.1% (346/364)
<b>Appropriate pneumonia care</b> (October 1, 2004 to September 30, 2005)	72%
Blood culture performed (v)	73.1% (158/216)
Appropriate initial antibiotic selected (v)	82.2% (120/146)
Initial antibiotic given quickly (r)	60% (120/200)
Blood oxygen level assessed (r)	100% (259/259)
Smokers advised to quit (v)	35.7% (25/70)
Pneumococcal vaccine given at	26.4% (20/196)

RESULTS START OVER

### My Hospitals

No hospitals have been selected to compare.

[+ Add this hospital to My Hospitals.](#)

[Remove](#) Remove hospitals by clicking the remove icon.

### About This Site

[Message from the Commissioner](#)

[Guide to Using Hospital Profiles](#)

[About Hospital Quality](#)

[Choosing a Hospital](#)

[Data Collection and Usage](#)

[Complaints About Hospital Care Call: 1-800-804-5447](#)

[Frequently Asked Questions](#)

[Site News](#)

[Additional Resources](#)

[NYS Physician Profiles](#)

[Glossary of Terms](#)

[Send Us Your Feedback](#)

# Physician Profile

NEW YORK STATE



- 中文
- Español
- Русский
- Kreyol



## Welcome to the **New York State Physician Profile**

**Web site.** Here you will find profiles for all licensed doctors of medicine and doctors of osteopathy who are registered to practice medicine in New York State. A profile is information about the doctor. This information can help you choose a doctor or find out more about a doctor you go to now.

- [Click here to search for a physician.](#)
- [Click here to learn more about the Physician Profile.](#)

[Home](#) | [Search](#) | [About the Physician Profile](#)

[Search Tips](#) | [Dictionary](#) | [Disclaimers](#) | [Contact Us](#) | [Give Us Your Feedback](#) | [Privacy Policy](#)

[Department of Health Home Page](#) | [Center for Consumer Health Care Information](#)

[New York State Education Office of the Professions On-line Verification Searches](#)

[New York State Hospital Profile](#)

# Physician Profile

NEW YORK STATE



## Search for a Physician

- About the Physician Profile
- Search Tips
- Dictionary
- Disclaimers
- Contact Us
- Give Us Your Feedback

Leave this site:

- Link to NYS DOH Home Page, or
- Link to NYS DOH Center for Consumer Health Care Information

## Search for a Physician

Physician Profile information continues to be collected and reviewed.

Fill in **at least one of the following**. You may fill in as many as you like. Click on the Search button to see results. (For help, see [Search Tips](#).)

**Note:** If you search by county or borough or city, you may not get a complete list of doctors, as some doctors did not report their office locations.

Last name:	<input type="text" value="Smith"/>	<input type="button" value="Search"/>
First name:	<input type="text" value="John"/>	<a href="#">clear search fields</a>
Field of medicine:	<input type="text" value="Any"/>	
Hospital:	<input type="text"/>	Select a hospital from a <a href="#">list</a> , <a href="#">map</a> .
<b>Office location search criteria</b>		
County or borough:	<input type="text" value="Any"/>	Select a county from a <a href="#">map</a> .
City:	<input type="text"/>	

[Go back to previous page](#)

[Home](#) | [Search](#) | [About the Physician Profile](#)  
[Search Tips](#) | [Dictionary](#) | [Disclaimers](#) | [Contact Us](#) | [Give Us Your Feedback](#) | [Privacy Policy](#)  
[Department of Health Home Page](#) | [Center for Consumer Health Care Information](#)  
[New York State Education Office of the Professions On-line Verification Searches](#)  
[New York State Hospital Profile](#)

# Physician Profile

## Physician Detail -

### Education

#### Physician

**John Thomas Smith**

NYS License Number: 000000

Date of NYS Licensure: 00-00-0000

Office Locations:  
New York, NY

[Back to Search Results](#)

[Select Items to print](#)

Search for a  
Physician

- About the Physician Profile
- Search Tips
- Dictionary
- Disclaimers
- Contact Us
- Give Us Your Feedback

Leave this site:

- [Link to NYS DOH Home Page](#), or
- [Link to NYS DOH Center for Consumer Health Care Information](#)

- **Education**
- Practice Info
- Legal Actions
- Professional Activities
- Statement
- Medical School
- Graduate Medical Education
- Board Certifications
- Professional Memberships

#### Medical School

[TO TOP](#)

Graduated from COLUMBIA UNIVERSITY COLLEGE OF PHYSICIANS AND SURGEONS, NEW YORK, 1958

**Note:** This information cannot be used by healthcare organizations to meet their credentialing requirements as set forth by accrediting bodies such as the Joint Commission for Accreditation of Healthcare Organizations (JCAHO) or National Committee for Quality Assurance (NCQA).

#### Graduate Medical Education

[TO TOP](#)

Sponsor	Completion Date	Specialty
BOSTON UNIV MED CTR/UNIV HP	06-30-1962	INTERNAL MEDICINE
ST LUKES-ROOSEVLT-ST LUKES	06-30-1961	INTERNAL MEDICINE
UNIV OF VA MED CTR	06-30-1960	INTERNAL MEDICINE

**Note:** This information cannot be used by healthcare organizations to meet their credentialing requirements as set forth by accrediting bodies such as the Joint Commission for Accreditation of Healthcare Organizations (JCAHO) or National Committee for Quality Assurance (NCQA).




# Quality

You are Here: [Home Page](#) > [Nursing Homes in New York State](#) > [Nursing Home Profiles](#) > Nursing home details


**Overview** **Quality** Inspection Complaints Enforcement
















## St. Elsewhere Nursing Home

 [Printable version](#)

[+ Add this nursing home to My Nursing Homes](#)

### Quality Measures

The following table shows how this nursing home performs in key quality measure areas. Data are from surveys reported during October through December of 2005. For important information on the meaning of quality measures or how rankings are determined, click the associated  symbol.

Percentage of residents who...	Performance Ranking 
 Have pressure sores (high risk residents) 5% <b>This Facility</b> 14% State average 13% National average	 5 out of 5 stars
 Have pressure sores (low risk residents) 0% <b>This Facility</b> 3% State average 2% National average	 5 out of 5 stars
 Lose control of their bowels or bladder 51% <b>This Facility</b> 51% State average 48% National average	 3 out of 5 stars
 Are more depressed or anxious 5% <b>This Facility</b> 10% State average 14% National average	 5 out of 5 stars
 Have moderate to severe pain 1% <b>This Facility</b> 4% State average 6% National average	 5 out of 5 stars
 Had a catheter inserted and left in their bladder 2% <b>This Facility</b> 5% State average 6% National average	 5 out of 5 stars
 Lose too much weight 6% <b>This Facility</b>	 5 out of 5 stars



RESULTS




START OVER

### My Nursing Homes

Add nursing homes here in order to compare them or to create a custom directory of phone numbers and addresses.

[+ Add this Nursing Home to My Nursing Homes](#)

 **Remove** nursing home by clicking the remove icon.

### About This Site

[Message from the Commissioner](#)

[Guide to Using Nursing Home Profiles](#)

[About Nursing Homes Quality](#)

[Alternatives to Nursing Homes](#)

[Frequently Asked Questions](#)

[Send Us Your Feedback](#)

[Complaints About Nursing Home Care Call: 1-888-201-4563](#)

the end

[www.kemphannon.com](http://www.kemphannon.com)

N Y Senate  
August 2006