

Current Research from the Commonwealth Fund

Shawn Bishop

Vice President, Controlling Health Care Costs and
Advancing Medicare

The Commonwealth Fund

May 17, 2018

Second National Medicare Advantage Summit

The Commonwealth Fund: A Century of Advancing Health Care for All



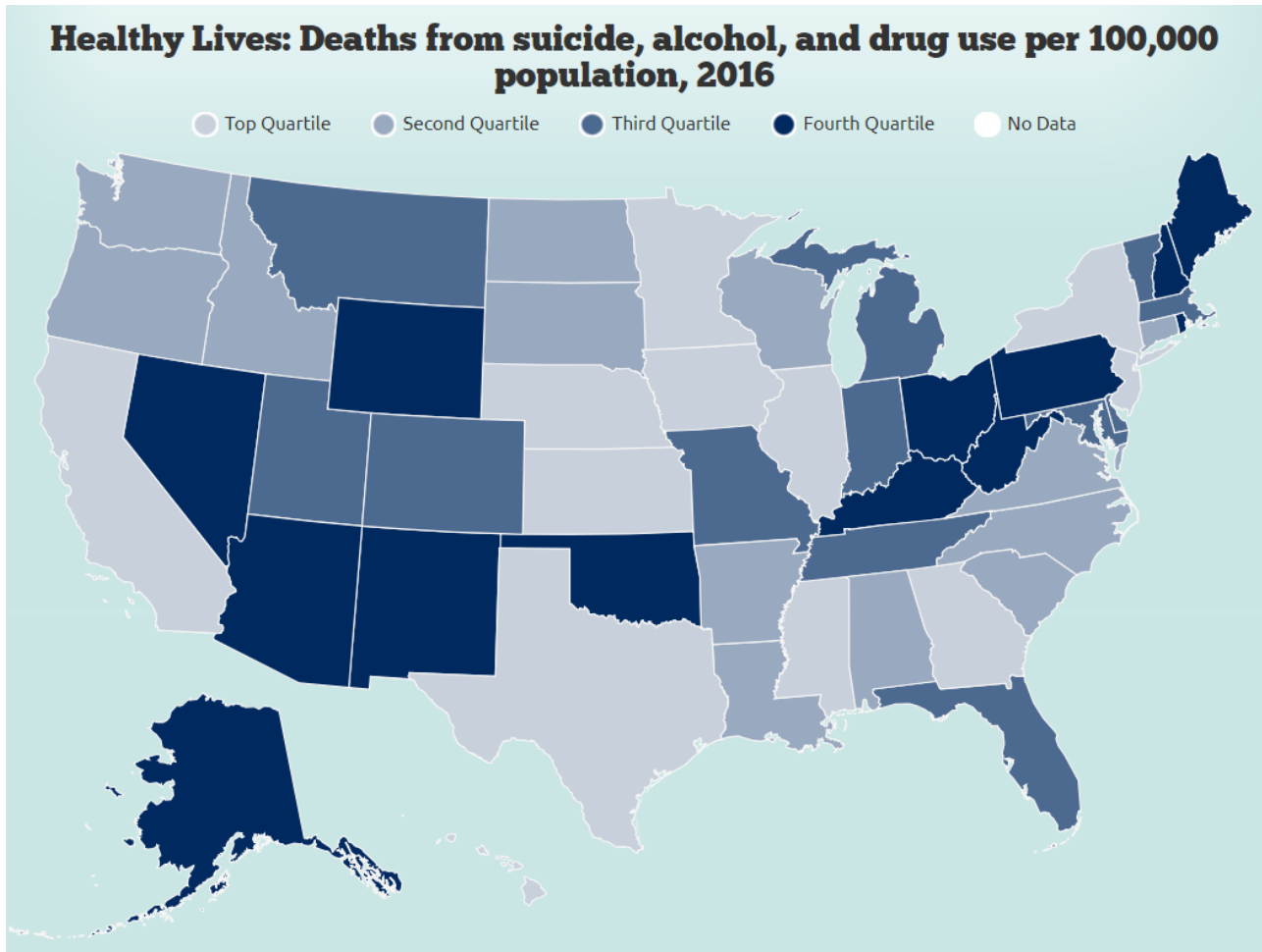
1922: First Children's Health Demonstration begins in Fargo, North Dakota



1985: Effort to improve well-being and health are of vulnerable seniors launches

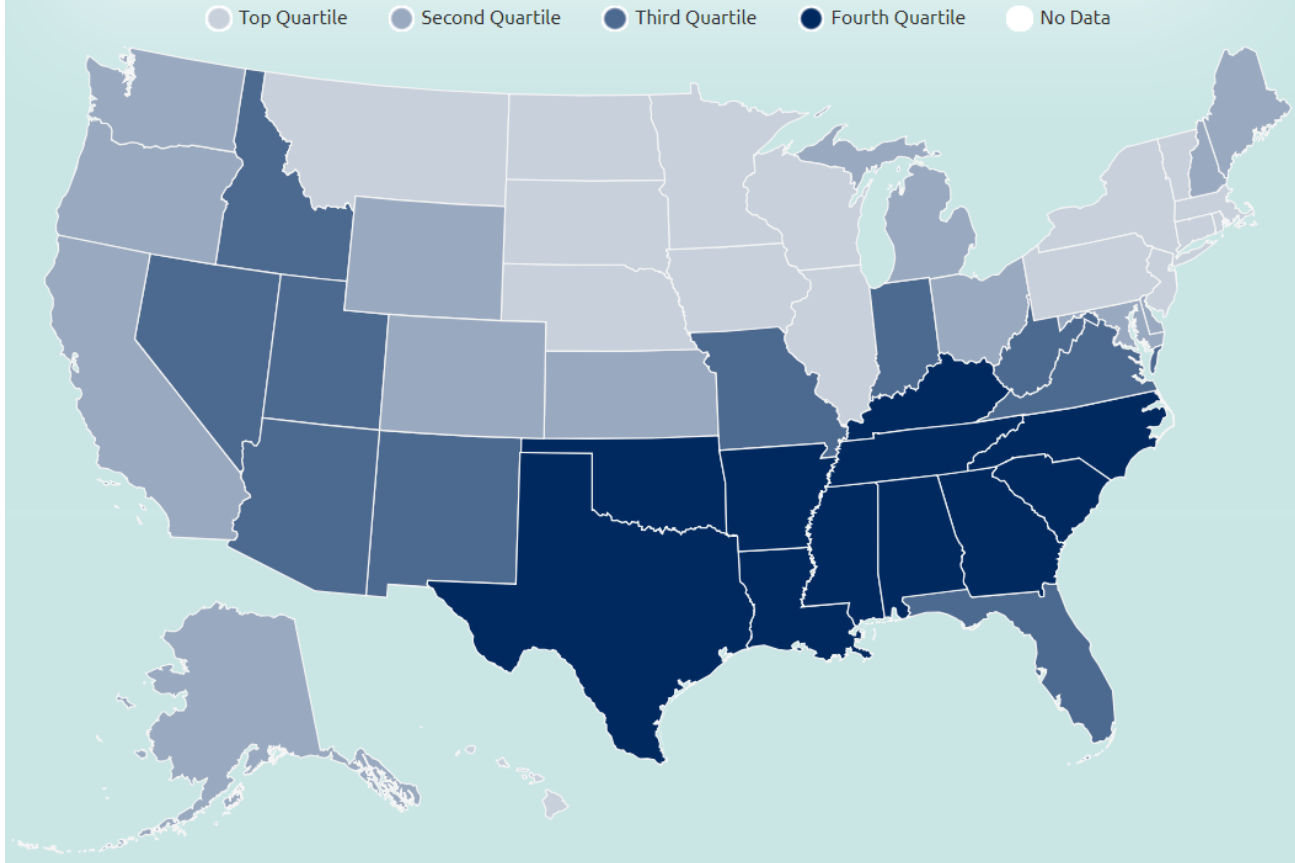


1943: A grant to Dr. George Papanicalauou supports his research leading to the Pap Smear



Source: D. C. Radley, D. McCarthy, and S. L. Hayes, [2018 Scorecard on State Health System Performance](#), The Commonwealth Fund, May 2018. Data: 2003—2014 National Vital Statistics System (NVSS) Mortality All-County Micro Data Files.

Prevention & Treatment: Medicare beneficiaries who received at least one drug that should be avoided in the elderly, 2014

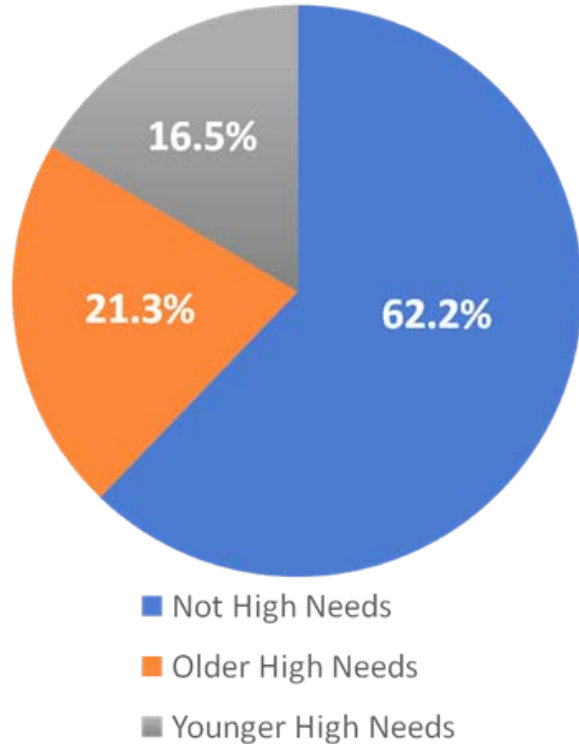


Source: D. C. Radley, D. McCarthy, and S. L. Hayes, 2018 Scorecard on State Health System Performance, The Commonwealth Fund, May 2018.

An elderly couple is shown from the chest up, looking down at a tablet computer. The man, on the left, has short grey hair and is wearing a blue and white checkered short-sleeved shirt. The woman, on the right, has short grey hair and is wearing a grey button-down shirt. She has her arm around the man's shoulder. They are both smiling and appear to be engaged with the content on the tablet. The background is a softly blurred indoor setting with a window and curtains.

Findings on Medicare Advantage High-Need Patients

37% of MA Enrollees Have High Needs



High-need is defined as:

- 3(+) chronic conditions

AND

- 1(+) functional limitation

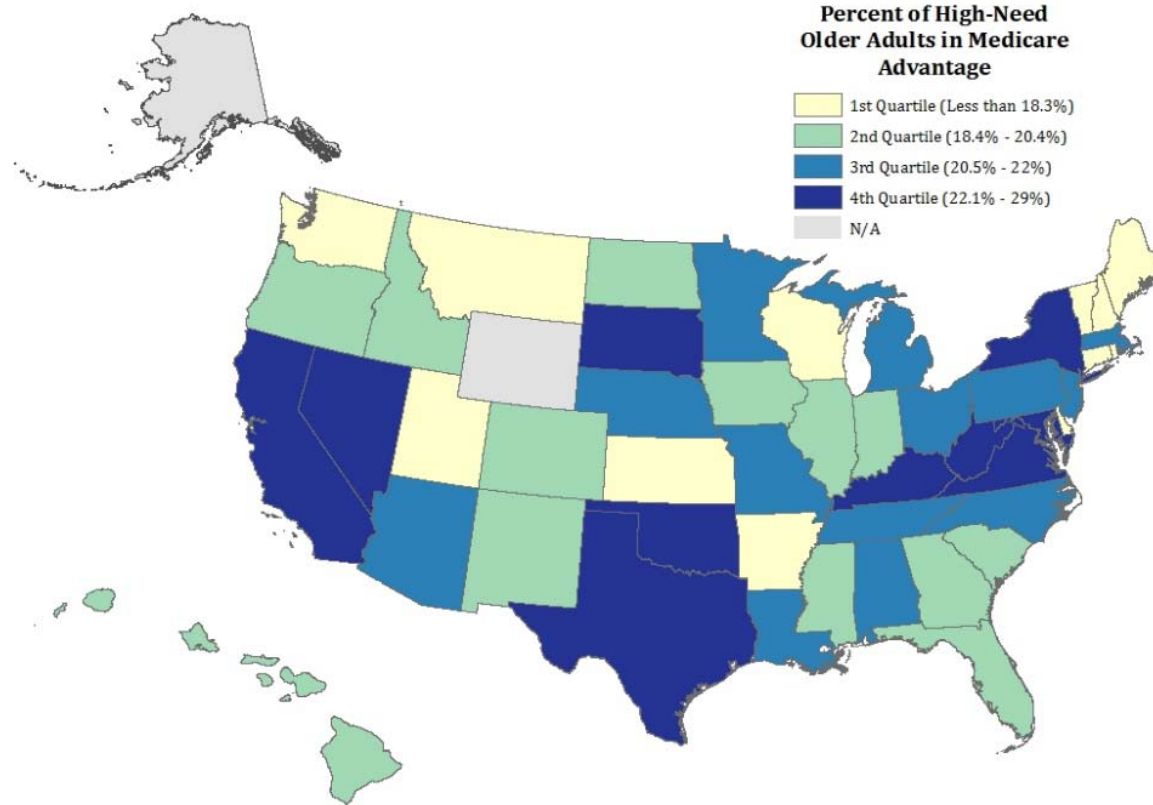
- Problem with a basic activity of daily living, OR

- Problem with an instrumental activity of daily living

Source: Analysis of Health Outcomes Survey data (2015) by Eva DuGoff, Assistant Professor, University of Maryland School of Public Health.

Second National Medicare Advantage Summit

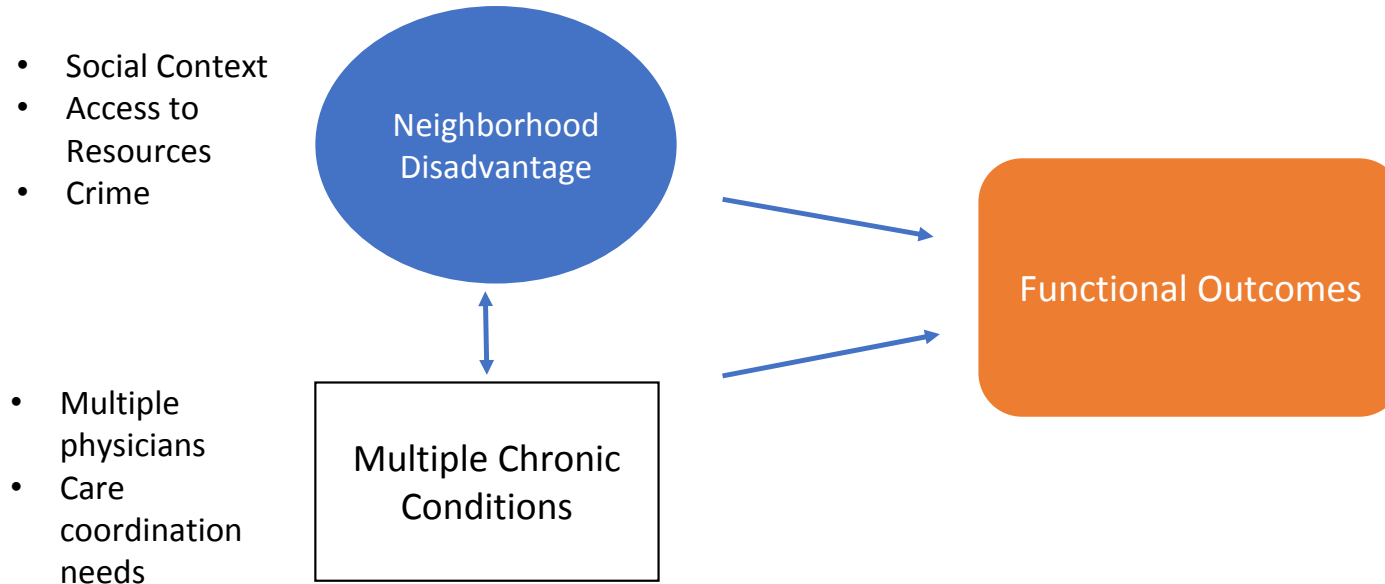
Percent of MA Enrollment with High Need Varies by State



Source: Analysis of Health Outcomes Survey data (2015) by Eva DuGoff, Assistant Professor, University of Maryland School of Public Health.

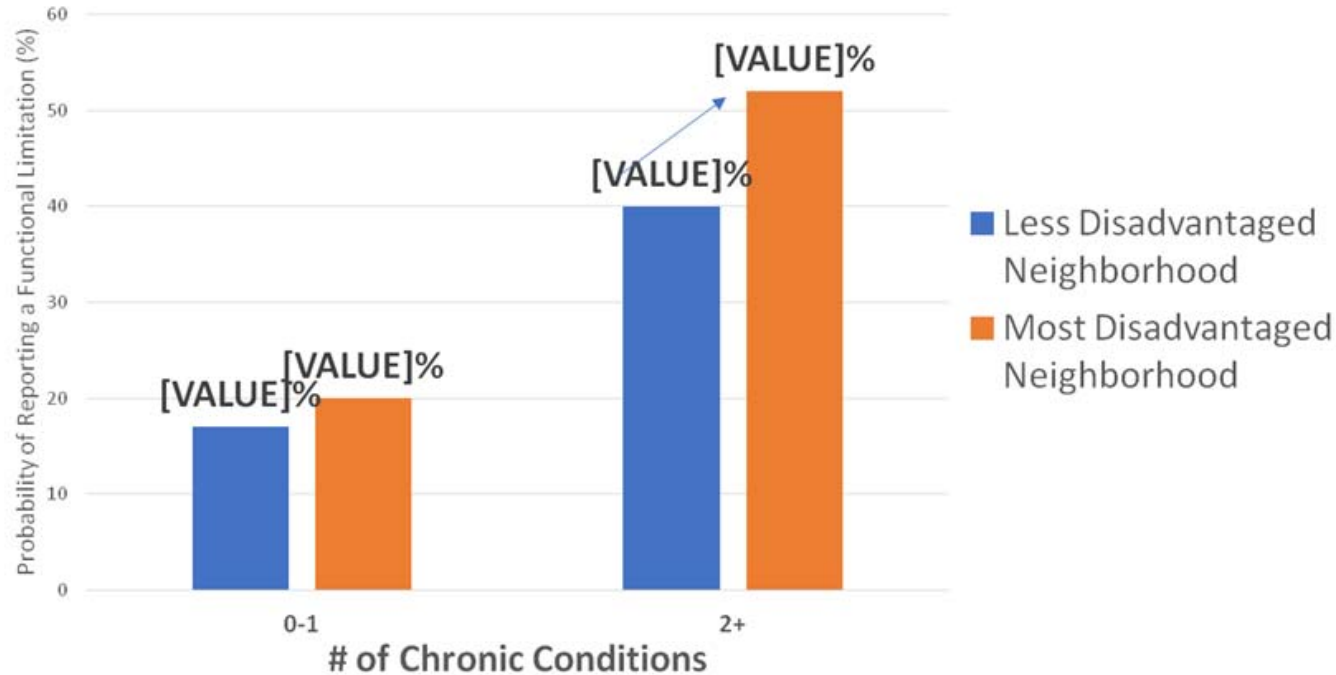
Second National Medicare Advantage Summit

Neighborhood Impacts Health Outcomes



Source: Analysis by Eva DuGoff, Assistant Professor, University of Maryland School of Public Health.

MA Enrollees Living in Disadvantaged Neighborhoods More Likely to Report Functional Limitation



Source: Daniel Jung et al., "Linking Neighborhood Context and Health in Community-Dwelling Older Adults in the Medicare Advantage Program," Journal of the American Geriatrics Society, published online, April 12, 2018.



Resources for MA Plans to Improve Care for High-Need Enrollees

The Better Care Playbook: Improving Care for People with Complex Needs

the Playbook

Key Questions

I Am A...

I Want Better Care For...

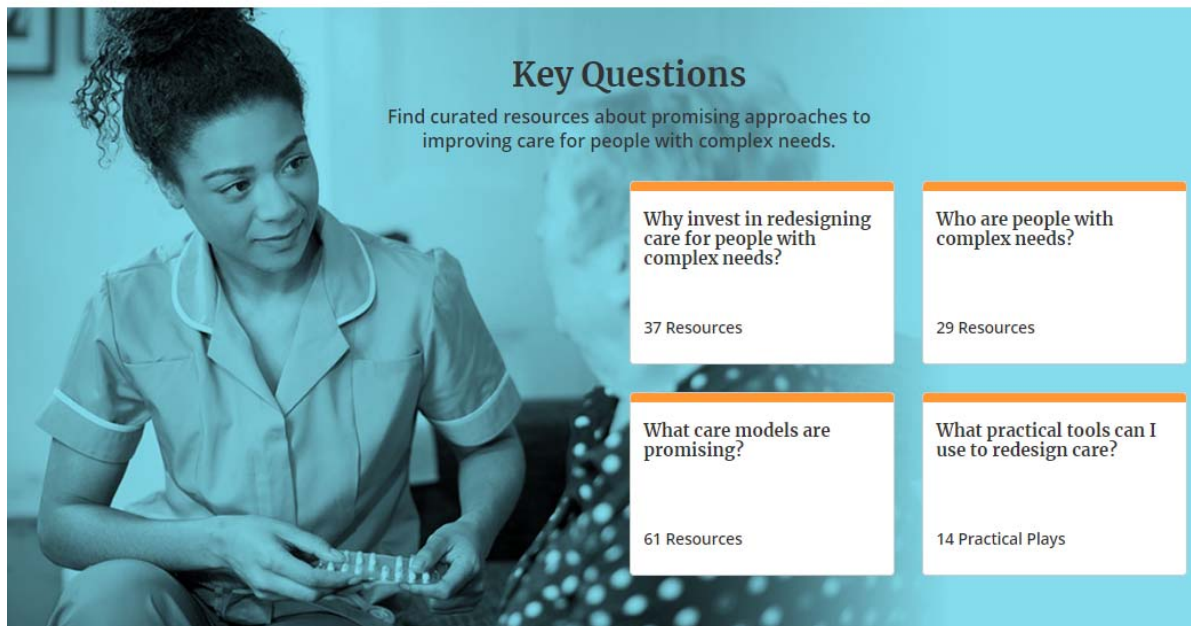
Blog

About

Log in



Six foundations are partnering with the Institute for Healthcare Improvement to offer you the latest information about improving care for people with complex health and social needs. Visit the [User's Guide](#) to learn how to navigate the Playbook and consider [submitting your own content](#) to be featured on the Playbook.



Key Questions

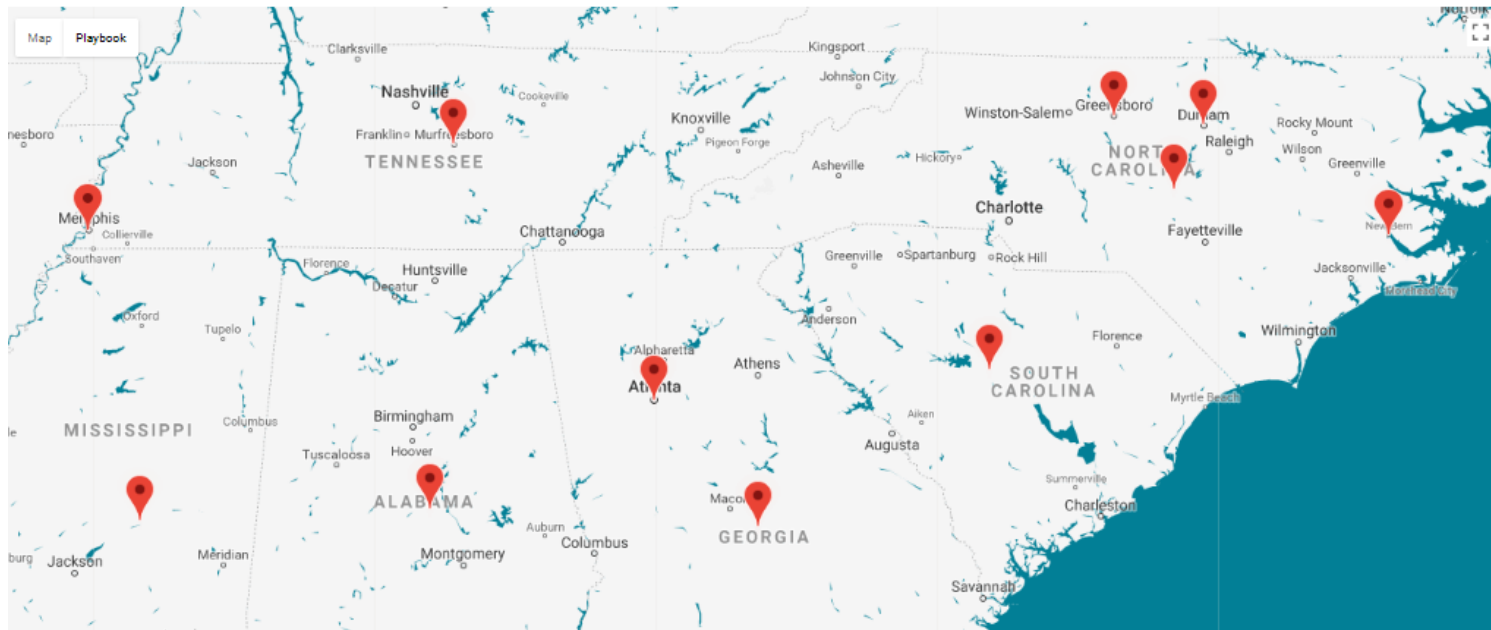
Find curated resources about promising approaches to improving care for people with complex needs.

Why invest in redesigning care for people with complex needs?	Who are people with complex needs?
37 Resources	29 Resources
What care models are promising?	What practical tools can I use to redesign care?
61 Resources	14 Practical Plays

The Better Care Playbook: Improving Care for People with Complex Needs

Narrow by:

Target Population	Care Program Elements	State	Insurance Status	Number of Sites	Program or Model Name	Apply Filter
People with Multiple Chronic Conditions	Addresses social determinants of health		Medicare			Clear All



ROI Calculator for Partnerships to Address the Social Determinants of Health

Social Services Menu

Select the specific social service or services that might be offered as part of the cross-sectional partnership.

- ☒ Nutritional Support
- ☒ Transportation
- ☐ Home modifications
- ☐ Housing
- ☐ Counseling: Legal, Financial & Social Support
- ☐ Overall care management
- ☐ Other

Medical Utilization Menu

Select the medical utilization domain(s) from the list below that you anticipate the previously identified social service(s) in the Social Services Menu will affect.

- ☒ Hospital Admissions
- ☐ Hospital Readmissions
- ☐ Skilled Nursing (SNF)/Rehab Facility Admissions
- ☒ Emergency Department (ED) Visits
- ☐ Falls
- ☒ Outpatient Visits
- ☐ Other

Commonwealth Fund Resources

- A Century of Advancing Health Care for All: www.centennial.commonwealthfund.org
- 2018 Scorecard on State Health System Performance: www.commonwealthfund.org/interactives/2018/may/state-scorecard/
- The Playbook: www.bettercareplaybook.org
- The High Need High Cost Payments for Social Services Calculator: www.commonwealthfund.org/roi-calculator