




CENTER FOR IMPROVING
VALUE IN HEALTH CARE

How is CO APCD Data Being Used by Stakeholders?

Tracey Campbell, Director, CO APCD
Pay for Performance Summit
March 24-26, 2014

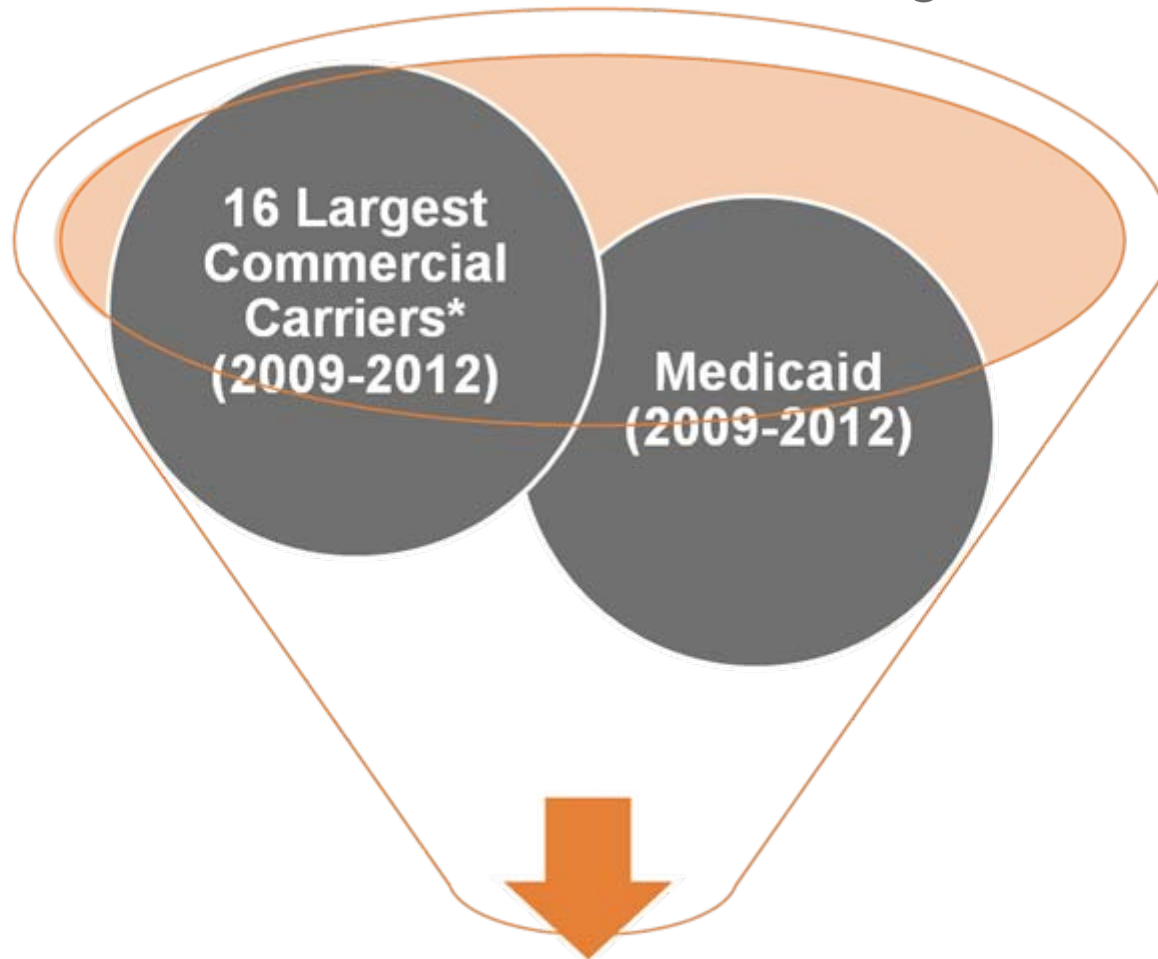
Colorado's All Payer Claims Database (APCD)



- Colorado's APCD was established through legislation in 2010
 - CIVHC named administrator by State Agency: Health Care Policy & Financing
- Collect claims data from all public/private payers
- First aggregated public reports published in Q4 2012 (www.cohealthdata.org)
- Build steadily towards greater data transparency
- No general state funds, currently grant funded with goal towards full sustainability by 2016

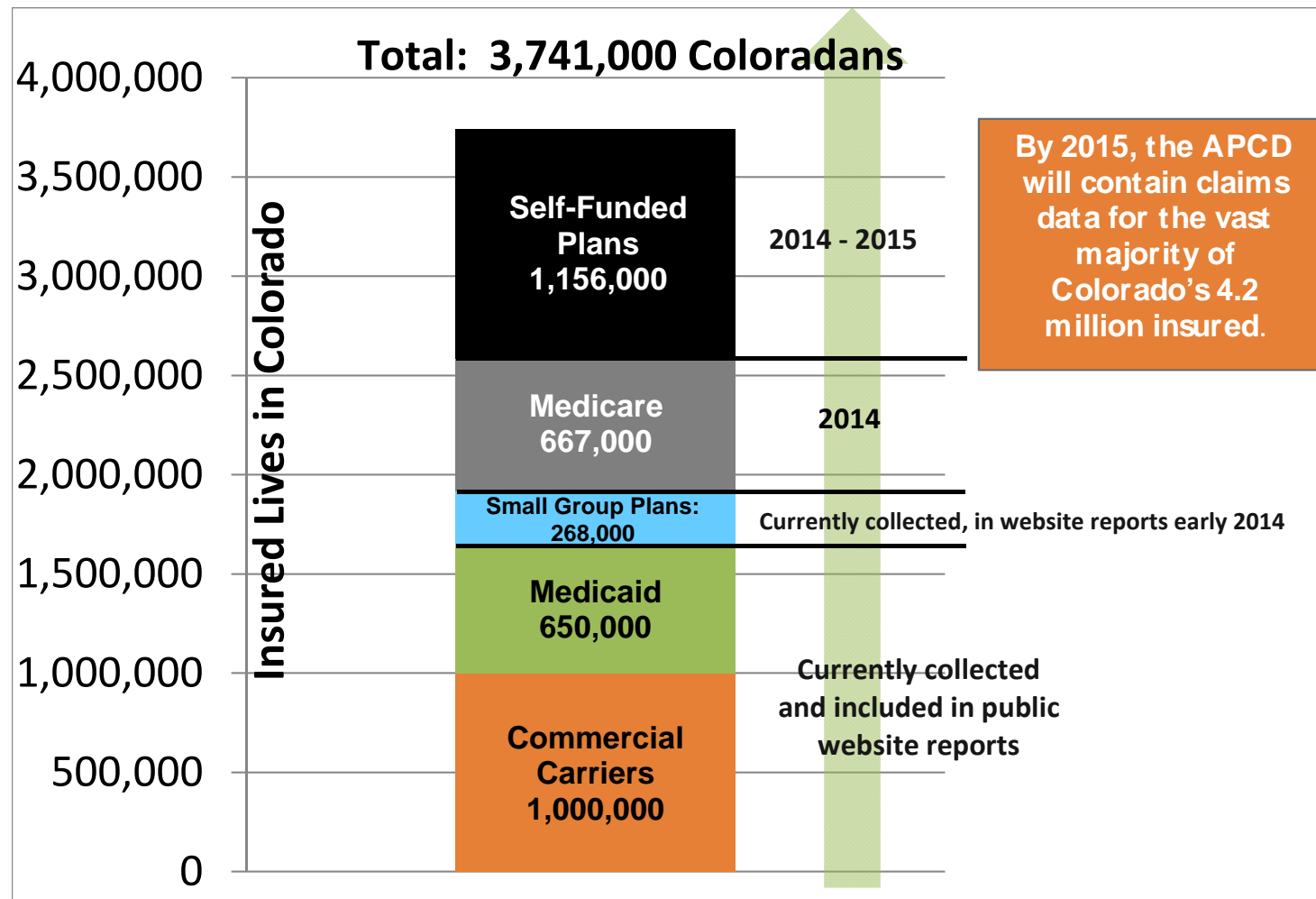


APCD Database as of Today



**Claims for over
3.5 million unique individuals representing
over 40% of insured Coloradans**

Timeline for Adding Payer Claims to Colorado's All Payer Claims Database



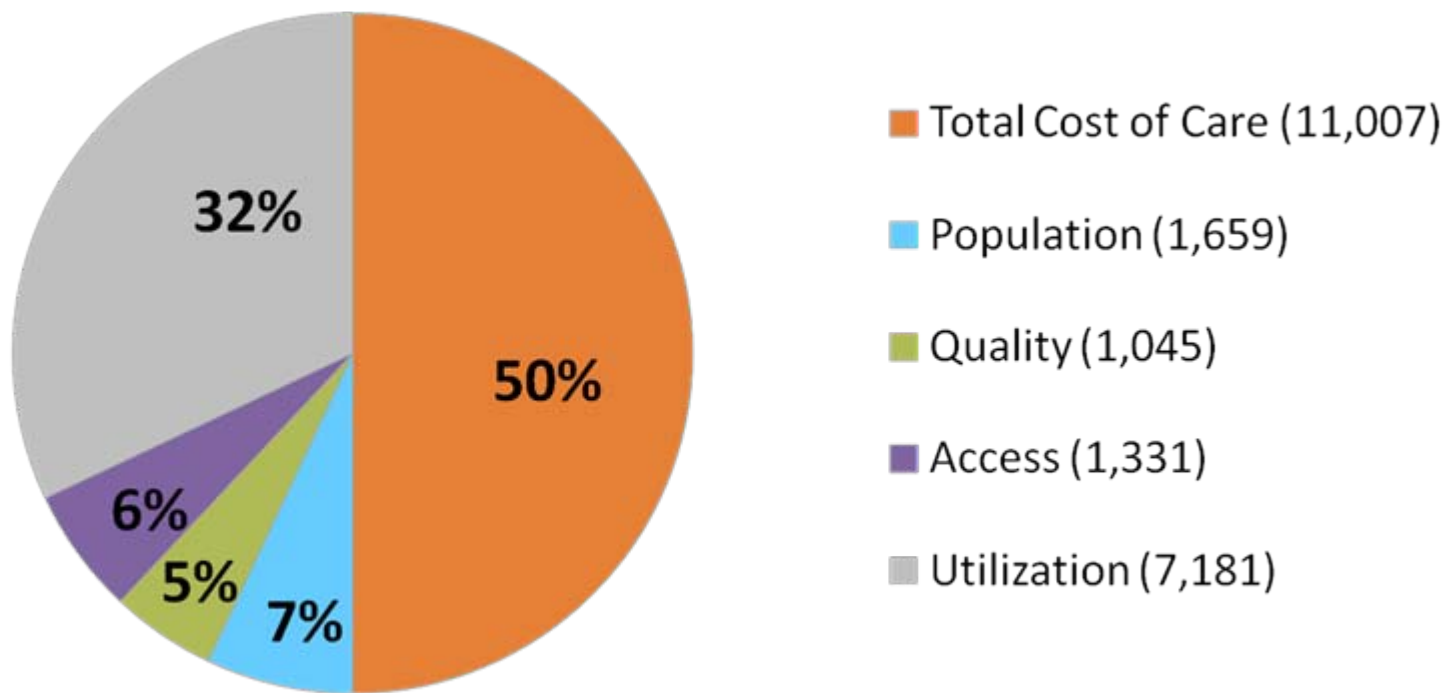
Note: Number of covered lives for each payer is approximate based on publicly available payer data. Timeframe from initial claims data intake to inclusion in data on the CO APCD public website, www.cohealthdata.org, is approximately six months.



Impact of CO APCD

- www.cohealthdata.org has had over 15,000 visitors since launch in Nov. 2012
- Over 40 articles have been written referencing the CO APCD data
- Counties using the data to track trends/identify opportunities
- TCC reports being utilized to inform health insurance exchange rate conversations

Types of Public Reports Being Accessed



Reports generated by users on www.cohealthdata.org since November 2012



Non-Public CO APCD Data Uses

- Evaluating care efficacy for Medicaid patients by combining medical claims with EMR data.
- Analyzing claims data to develop “bundles of care” to reduce cost and improve quality.
- Inform health care facilities statewide on payment reform opportunities focused on value-based reimbursement strategies.



Non-Public CO APCD Data Uses, continued

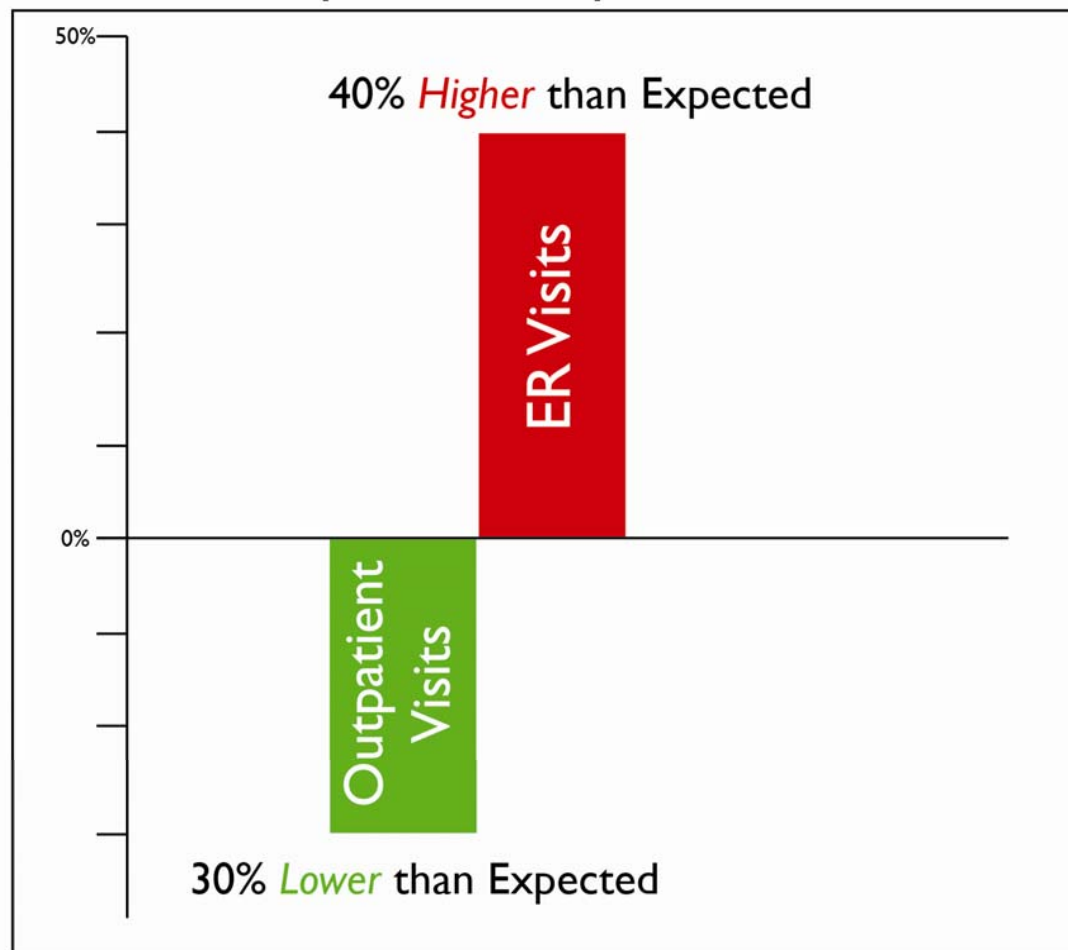
- Engaging providers with contracts designed to migrate away from fee-for-service to innovative, coordinated care models.
- Determine how a modest increase in Medicaid patients might impact the overall budget versus the number of providers available.
- Assist family planning service providers with rate setting to help clinics secure more sustainable funding streams and ensure access.



Other Uses of CO APCD

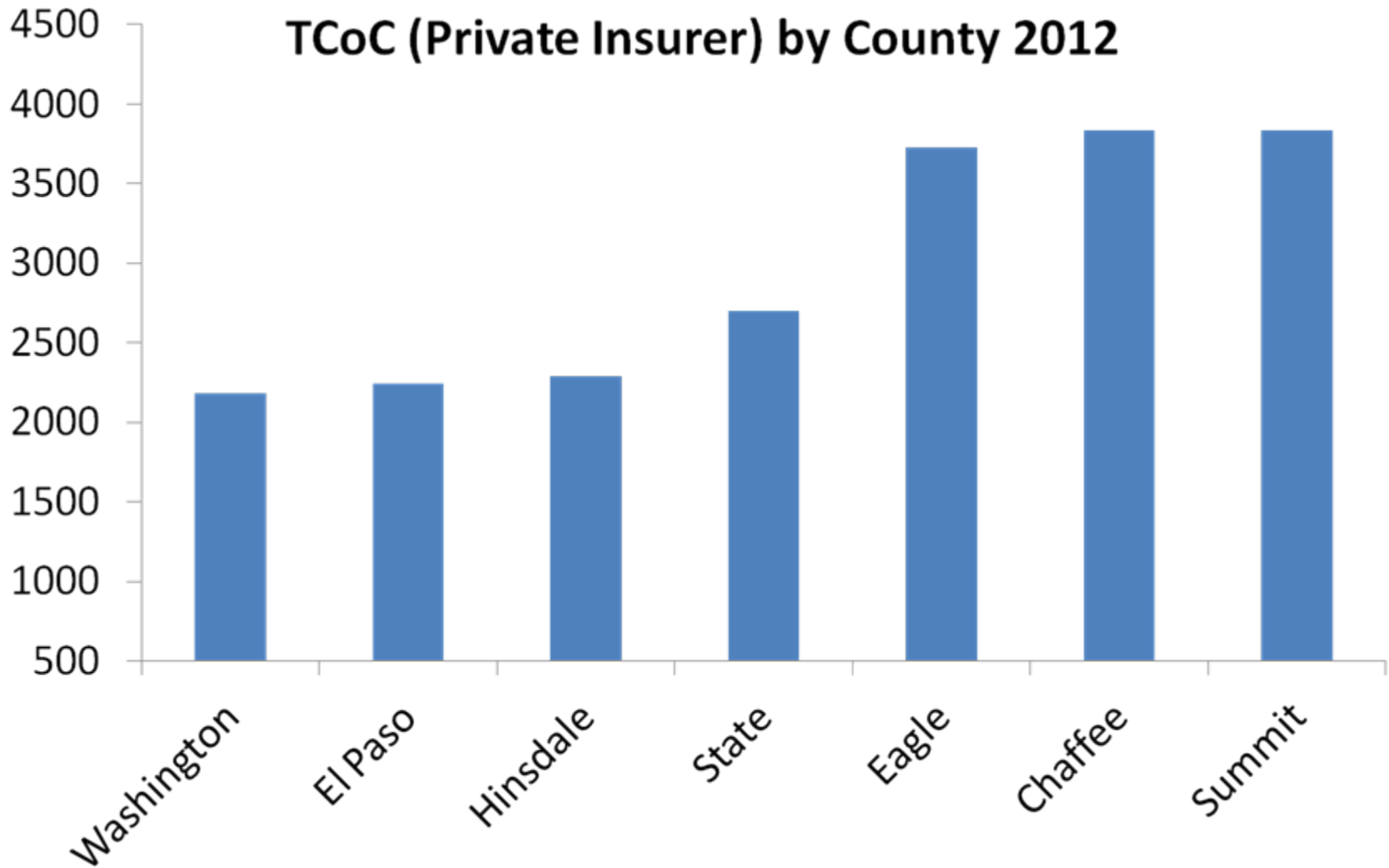
- Provide comparative cost, utilization and quality data to support payment and delivery system change initiatives
 - Alternatives to traditional fee for service payment
 - Alternative delivery system models (e.g. PCMH, ACOs, palliative care, integrated physical and behavioral health)
- Provide data to support health policy research by a wide variety of stakeholder groups

Huerfano County Health Care Service Utilization Compared to Expected 2011



Data Retrieved July 10, 2013 from www.cohealthdata.org and includes Medicaid and individual and fully-insured commercial claims.

TCoC (Private Insurer) by County 2012



Sample Future Public Reports



Colorado All Payer Claims Database

Home

Health Care Prices

State Costs & Utilization

About CIVHC

ADMINISTERED BY



POWERED BY



Start > Search Results

Search Criteria

Knee Joint Replacement(Excludes Revision of Knee); Exempla St. Joseph Hospital (80218); Commercial

Search Again

Knee Joint Replacement(Excludes Revision of Knee)

A knee replacement is a procedure that Lorem ipsum dolor sit amet, consectetur adipiscing elit. Aliquam interdum pulvinar nibh. Maecenas eget nunc in justo rhoncus aliquam. Phasellus nisl mi, convallis ut, lacinia vel, sodales tempus, ante. Praesent eros. Aenean feugiat fringilla odio. Donec portti... [Show More](#)

Where To Have This Procedure

Display within

Hospital Quality

ASC Quality

Display as: [Table](#) | [Map](#)

Show entries

Sample Data - Does Not Reflect Actual Prices




Search:

Type	Provider	Distance	Median Price	Patient Severity
Facility	Exempla St. Joseph Hospital	1 mi.	\$30,100	Medium
Facility	St Joseph Hospital	1 mi.	\$25,075	Medium
Facility	Rose Medical Center	1 mi.	\$35,050	Medium
Facility	Swedish Medical Center	1 mi.	\$22,500	Medium
Facility	Presbyterian/St. Luke's Medical Center	1 mi.	\$33,095	Medium
Facility	The Medical Center of Aurora	1 mi.	\$25,000	Medium
Facility	Mercy Regional Medical Center	1 mi.	\$25,358	High
Facility	Rose Medical Center	2 mi.	\$24,798	Medium
Facility	St. Anthony Summit Medical Center	4 mi.	\$32,000	Low
Facility	Littleton Adventist Hospital	4 mi.	\$29,400	Medium

Showing 1 to 10 of 27 entries



Contact Information

- Tracey Campbell, Director of APCD
tcampbell@civhc.org
- Matt Thompson, CO APCD Account Manager
mthompson@civhc.org
- Join our APCD email list (www.cohealthdata.org home page)
- Follow CIVHC on social media:
 -  @CIVHC_News
 -  Facebook.com/CIVHC
 -  LinkedIn ([linkedin.com/company/2096991](https://www.linkedin.com/company/2096991))